



VIET NAM AUDITING AND EVALUATION COMPANY LIMITED
INDEPENDENT MEMBER OF LEA GLOBAL
Specialized in Auditing, Evaluation, Consultancy on Finance, Accounting and Tax

GUOTAI JUNAN SECURITIES (VIETNAM) CORP.
INTERIM FINANCIAL STATEMENTS
REVIEWED

For the period from 01/01/2023 to 30/06/2023

GUOTAI JUNAN SECURITIES (VIETNAM) CORP.

Address: Room 9-10, 1st floor, Charmvit Tower, No. 117 Tran Duy Hung, Trung Hoa ward, Cau Giay District, Hanoi

TABLE OF CONTENTS

| CONTENTS | PAGE |
|---|-------------|
| BOARD OF GENERAL DIRECTORS' REPORT | 02 - 03 |
| REPORT ON REVIEW OF INTERIM FINANCIAL INFORMATION | 04 - 05 |
| INTERIM STATEMENT OF FINANCIAL POSITION | 06 - 08 |
| INTERIM INCOME STATEMENT | 09 - 10 |
| INTERIM CASH FLOW STATEMENT | 11 - 12 |
| INTERIM STATEMENT OF CHANGES IN OWNER'S EQUITY | 13 |
| NOTES TO THE INTERIM FINANCIAL STATEMENTS | 14 - 43 |

BOARD OF GENERAL DIRECTORS' REPORT

The members of the Board of General Directors of Goutai Junan Securities (Vietnam) Corp. (hereinafter referred to as "the Company"), formerly Goutai Junan Investment Securities (Vietnam) Corp. present this report together with the Interim Financial Statements of the Company, reviewed for the period from 01/01/2023 to 30/06/2023.

Board of Management and Board of General Directors

Members of Board of Management and Board of General Directors who held the Company during the period from 01/01/2023 to 30/06/2023 and to the date of this report, include:

Board of Management

| | |
|---------------------|----------|
| Mr. Wang Jun Hong | Chairman |
| Mr. Yim Fung | Member |
| Mr. Nguyen Thanh Ky | Member |
| Mr. Huang Bo | Member |
| Mr. Wei Xi | Member |

Board of General Directors

| | |
|----------------------|-------------------------|
| Mr. Hoang Anh | General Director |
| Mr. Bui Quang Ky | Deputy General Director |
| Ms. Le Thi Lan Huong | Chief Financial Officer |

Board of Supervisors

| | |
|-------------------------|-----------------------------------|
| Mr. Vo The Vinh | Chairman (Resigned on 29/06/2023) |
| Mr. Le Tat Thanh | Member (Appointed on 29/06/2023) |
| Ms. Hoang Thi Thanh Hoa | Member |
| Ms. Shen Jing | Member |

Responsibilities of the Board of General Directors

The Company's Board of General Directors is responsible for preparing the Interim Financial Statements which give a true and fair view of the Company's financial position and the results of its operations, cash flows and changes in owner's equity in the year in accordance with Vietnamese Accounting Standards, corporate accounting system, accounting system applicable to securities companies and legal regulations relevant to the preparation and presentation of the Interim Financial Statements of securities companies. In the preparation of these Interim Financial Statements, the Board of General Directors is required to:

- Select suitable accounting policies and then consistently apply them;
- Make judgments and estimates that are reasonable and prudent;
- State whether appropriate accounting standards are respected or any application of material misstatements needs to be disclosed and justified in Interim Financial Statements;
- Prepare the Interim Financial Statements on the going concern basis unless it is inappropriate to presume that the Company will continue in business; and
- Design and implement an effective internal control system for the purpose of properly preparing and presenting the Interim Financial Statements so as to minimize risks and frauds.


8-C.7
TY
HUU HA
DINH G
AM
P. H

BOARD OF GENERAL DIRECTORS' REPORT

(continued)

The Board of General Directors is responsible for ensuring that proper accounting records are kept, which disclose, with reasonable accuracy at any time, the financial position of the Company and that the Interim Financial Statements comply with Vietnamese Accounting Standards, corporate accounting system, accounting system applicable to securities companies and statutory requirements relevant to financial reporting for securities companies. The Board of General Directors is also responsible for safeguarding the assets of the Company and hence for taking reasonable steps for the prevention and detection of frauds and other irregularities.

The Board of Directors confirms that the Company has complied with the above requirements in preparing these Interim Financial Statements.

For and on behalf of the Board of Directors, 
GUOTAI JUNAN SECURITIES (VIETNAM) CORP.



Hoang Anh
General Director
Hanoi, August 04, 2023



Hanoi, August 11, 2023

**REVIEW REPORT ON
INTERIM FINANCIAL INFORMATION**

To: Shareholders
Board of Management and Board of General Directors
Guotai Junan Securities (Vietnam) Corp.

We have reviewed the accompanying Interim Financial Statements of Goutai Junan Securities (Vietnam) Corp. (hereinafter referred to as "the Company"), prepared on August 04, 2023, set out on page 06 to page 43, which comprise the Interim Statement of Financial Position as at June 30, 2023 and the Interim Statements of Income, Interim Cash flow Statements and Changes in Equity for the period then ended and the Notes to the Interim Financial Statements.

Respective responsibilities of Board of General Directors

The Board of Directors is responsible for the preparation and fair presentation of the Interim Financial Statements in accordance with Vietnamese Accounting Standards, corporate accounting system, accounting system applicable to securities companies and legal regulations relevant to the preparation and presentation of the Interim Financial Statements of securities companies and for an internal control as determined as necessary for the preparation and fair presentation of Interim Financial Statements that are free from material misstatement, whether due to fraud or error.

Respective responsibilities of Auditor

Our responsibility is to express a conclusion on the accompanying Interim Financial Statements based on our review. We conducted our review in accordance with Vietnamese Standard on Review Engagement (VSRE) 2410 – Review of Interim Financial Information Performed by the Independent Auditor of the Entity.

A review of Interim Financial Statements consists of making inquires, primarily of persons responsible for financial and accounting matters, and applying analytical and other review procedures. A review is substantially less in scope than an audit conducted in accordance with Vietnamese Standards on Auditing and consequently does not enable us to obtain assurance that we would become aware of all significant matters that might be identified in an audit. Accordingly, we do not express an audit opinion.

**REVIEW REPORT ON
INTERIM FINANCIAL INFORMATION**
(continued)

Auditor's conclusion

Base on our review, nothing has come to our attention that causes us to believe that the accompanying Interim Financial Statements do not present fairly, in all material respects, the financial position of the Company as at 30/6/2023, and of the results of its operations, cash flows and changes in owner's equity for the period then ended in accordance with Vietnamese Accounting Standards, corporate accounting system, accounting system applicable to securities companies and legal regulations relevant to the preparation and presentation of the Interim Financial Statements of securities companies.



Ngo Ba Duy

Deputy General Director - Audit Director

Audit Practice Registration Certificate

No. 1107-2023-034-1

For and on behalf of

VIETNAM AUDITING AND EVALUATION CO., LTD.



INTERIM STATEMENT OF FINANCIAL POSITION

As at June 30, 2023

Unit: VND

| ASSETS | Codes | Notes | 30/06/2023 | 01/01/2023 |
|--|------------|--------|------------------------|------------------------|
| A. CURRENT ASSETS (100 = 110+130) | 100 | | 749,308,321,978 | 788,237,105,624 |
| I. Financial assets | 110 | | 746,536,656,060 | 785,883,337,094 |
| 1. Cash and cash equivalents | 111 | VI.1. | 61,609,824,284 | 68,910,467,724 |
| 1.1. Cash | 111.1 | | 61,609,824,284 | 18,910,467,724 |
| 1.2. Cash equivalents | 111.2 | | - | 50,000,000,000 |
| 2. Financial assets at fair value through profit or loss (FVTPL) | 112 | VI.3.1 | 33,827,320,460 | 33,831,459,340 |
| 3. Held-to-maturity investments (HTM) | 113 | VI.3.3 | 305,000,000,000 | 315,000,000,000 |
| 4. Lending | 114 | VI.3.4 | 345,203,190,959 | 372,030,903,789 |
| 5. Provision for impairment of financial assets and mortgaged assets | 116 | VI.3.5 | (14,904,320,211) | (17,781,443,151) |
| 6. Advances to suppliers | 118 | VI.4. | 2,085,297,455 | 1,750,700,956 |
| 7. Receivables from services provided by the securities company | 119 | VI.5. | 98,686,188 | 96,596,852 |
| 8. Other receivables | 122 | VI.5. | 53,251,762,392 | 51,679,757,051 |
| 9. Provision for impairment of receivables | 129 | VI.6. | (39,635,105,467) | (39,635,105,467) |
| II. Other current assets | 130 | | 2,771,665,918 | 2,353,768,530 |
| 1. Short-term prepaid expenses | 133 | VI.7. | 2,039,868,558 | 1,621,971,170 |
| 2. Short-term mortgage, collaterals, deposits | 134 | VI.11. | 1,750,000 | 1,750,000 |
| 3. Other current assets | 137 | | 730,047,360 | 730,047,360 |
| B. NON-CURRENT ASSETS (200 = 210 + 220 + 230 + 240 + 250 - 260) | 200 | | 53,100,415,057 | 22,931,900,295 |
| I. Long-term financial assets | 210 | | 30,000,000,000 | - |
| 1. Investments | 212 | VI.12. | 47,000,000,000 | 17,000,000,000 |
| 1.1. Held-to-maturity (HTM) investments | 212.1 | | 30,000,000,000 | - |
| 1.2. Investments in associates, joint ventures | 212.3 | | 17,000,000,000 | 17,000,000,000 |
| 2. Provision for impairment of long-term financial assets | 213 | | (17,000,000,000) | (17,000,000,000) |
| II. Fixed assets | 220 | | 9,211,999,047 | 10,345,723,071 |
| 1. Tangible fixed assets | 221 | VI.9. | 4,309,145,591 | 4,891,011,419 |
| - Historical cost | 222 | | 16,081,274,428 | 16,081,274,428 |
| - Accumulated depreciation | 223a | | (11,772,128,837) | (11,190,263,009) |
| 2. Intangible fixed assets | 227 | VI.10. | 4,902,853,456 | 5,454,711,652 |
| - Historical cost | 228 | | 36,329,407,000 | 36,329,407,000 |
| - Accumulated amortisation | 229a | | (31,426,553,544) | (30,874,695,348) |
| III. Investment property | 230 | | - | - |
| IV. Construction in progress | 240 | | - | - |
| V. Other non-current assets | 250 | | 13,888,416,010 | 12,586,177,224 |
| 1. Long-term deposits, collaterals and pledges | 251 | VI.11. | 807,466,100 | 807,466,100 |
| 2. Long-term prepaid expenses | 252 | VI.7. | 1,348,096,928 | 1,662,204,660 |
| 3. Payment for Settlement Assistance Fund | 254 | VI.8. | 11,732,852,982 | 10,116,506,464 |
| VI. Provision for diminution in value of non-current assets | 260 | | - | - |
| TOTAL ASSETS (270 = 100 + 200) | 270 | | 802,408,737,035 | 811,169,005,919 |

(Notes from page 14 to page 43 are an integral part of these Interim Financial Statements).

INTERIM STATEMENT OF FINANCIAL POSITION

As at June 30, 2023


(continued)

| RESOURCES | Codes | Notes | 30/06/2023 | Unit: VND 01/01/2023 |
|--|------------|--------|------------------------|-------------------------|
| C. LIABILITIES (300 = 310 + 340) | 300 | | 57,818,536,097 | 83,041,402,162 |
| I. Current liabilities | 310 | | 57,818,536,097 | 83,041,402,162 |
| 1. Short-term borrowings and finance lease liabilities | 311 | VI.18. | 50,000,000,000 | 72,900,000,000 |
| 1.1. Short-term borrowings | 312 | | 50,000,000,000 | 72,900,000,000 |
| 2. Short-term trade payables | 320 | VI.19. | 603,462,051 | 569,707,312 |
| 3. Short-term advance from customers | 321 | VI.20. | 228,500,000 | 394,500,000 |
| 4. Taxes and payables to State Budget | 322 | VI.21. | 2,980,811,971 | 2,176,937,027 |
| 5. Payables to employees | 323 | | 1,306,331,380 | 4,207,175,317 |
| 6. Payment for employees' welfare and benefits | 324 | | 476,956,593 | 479,910,446 |
| 7. Short-term accrued expenses | 325 | VI.22. | 496,326,810 | 574,133,768 |
| 8. Other short-term payables | 329 | VI.23. | 1,630,559,069 | 1,643,450,069 |
| 9. Bonus and welfare fund | 331 | | 95,588,223 | 95,588,223 |
| II. Long-term liabilities | 340 | | - | - |
| D. EQUITY (400 = 410 + 420) | 400 | | 744,590,200,938 | 728,127,603,757 |
| I. Owner's equity | 410 | | 744,590,200,938 | 728,127,603,757 |
| 1. Owner's contributed capital | 411 | | 721,780,000,000 | 721,780,000,000 |
| 1.1. Owner's contributed capital | 411.1 | | 693,500,000,000 | 693,500,000,000 |
| 1.2. Share premium | 411.2 | | 28,280,000,000 | 28,280,000,000 |
| 2. Charter capital supplementary reserve | 414 | | 1,169,366,013 | 1,169,366,013 |
| 3. Operational risk and financial reserve | 415 | | 648,823,913 | 648,823,913 |
| 4. Retained earnings | 417 | VI.25. | 20,992,011,012 | 4,529,413,831 |
| 4.1. Realized earnings after tax | 417.1 | | 20,995,643,136 | 4,531,436,897 |
| 4.2. Unrealized earnings | 417.2 | | (3,632,124) | (2,023,066) |
| II. Other budgets and funds | 420 | | - | - |
| TOTAL RESOURCES (440 = 300 + 400) | 440 | | 802,408,737,035 | 811,169,005,919 |

Hanoi, August 04, 2023

GUOTAI JUNAN SECURITIES (VIETNAM) CORP.

Prepared by



Nguyen Thi Lan

Chief Accountant



Nguyen Thi Hong

General Director



Hoang Anh

(Notes from page 14 to page 43 are an integral part of these Interim Financial Statements).

INTERIM STATEMENT OF FINANCIAL POSITION

As at June 30, 2023

(continued)

OFF-BALANCE SHEET ITEMS

| Items | Codes | Notes | 30/06/2023 | 01/01/2023 |
|--|-------|--------|-------------------|-------------------|
| A. ASSETS OF THE COMPANY AND ASSETS MANAGED UNDER AGREEMENT | | | | |
| 1. Outstanding shares | 006 | VI.26. | 69,350,000 | 69,350,000 |
| 3. Listed financial assets/ securities trading registration at VSD of Securities company | 008 | VI.13. | 2,290,000 | 3,660,000 |
| 12. Non-depository financial assets at VSD of Securities company | 012 | | 33,825,400,000 | 33,825,400,000 |
| B. ASSETS AND PAYABLES UNDER AGREEMENT WITH INVESTORS | | | | |
| 1. Listed/registered financial assets for securities transaction at VSD of investors | 021 | VI.15. | 2,298,008,260,000 | 2,355,651,630,000 |
| <i>a. Unrestricted financial assets</i> | 021.1 | | 2,249,773,130,000 | 2,309,818,820,000 |
| <i>b. Restricted financial assets</i> | 021.2 | | 200,000,000 | 200,000,000 |
| <i>c. Mortgage trading financial assets</i> | 021.3 | | 30,278,880,000 | 28,036,000,000 |
| <i>d. Blocked financial assets</i> | 021.4 | | 1,495,000,000 | 1,495,000,000 |
| <i>e. Financial assets awaiting for settlement</i> | 021.5 | | 16,261,250,000 | 16,101,810,000 |
| 2. Financial assets deposited at VSD and non-trading of investors | 022 | | 4,941,150,000 | 57,383,450,000 |
| <i>a. Financial assets deposited at VSD and non-trading, blockaded, temporarily seized</i> | 022.4 | | 4,941,150,000 | 57,383,450,000 |
| 2. Cash of customers | 026 | | 129,775,239,383 | 113,247,051,139 |
| 2.1 Investors' deposits of securities trading upon management method of Securities company | 027 | VI.17. | 129,775,239,383 | 113,247,051,139 |
| 3. Deposits of securities trading upon management method of Securities company payable to investors | 031 | VI.24. | 129,775,239,383 | 113,247,051,139 |
| 3.1. Deposits of securities trading upon management method of Securities company payable to domestic investors | 031.1 | | 126,375,990,377 | 108,804,199,102 |
| 3.2. Deposits of securities trading upon management method of Securities company payable to foreign investors | 031.2 | | 3,399,249,006 | 4,442,852,037 |

Hanoi, August 04, 2023

GUOTAI JUNAN SECURITIES (VIETNAM) CORP.

Prepared by

Chief Accountant

General Director


Nguyen Thi Lan


Nguyen Thi Hong


Hoang Anh

(Notes from page 14 to page 43 are an integral part of these Interim Financial Statements).

INTERIM INCOME STATEMENT
For the period from 01/01/2023 to 30/06/2023

Unit: VND

| ITEMS | Codes | Notes | From 01/01/2023 to 30/06/2023 | From 01/01/2022 to 30/06/2022 |
|--|-----------|----------|----------------------------------|----------------------------------|
| I. OPERATING REVENUE | | | | |
| 1.1. Financial assets at fair value through profit or loss (FVTPL) | 01 | | 208,551 | 1,060,200 |
| <i>a. Profit from selling FVTPL</i> | 01.1 | | 1,815,258.00 | - |
| <i>b. Increase due to revaluation of financial assets at fair value through profit or loss (FVTPL)</i> | 01.2 | VII.1.1. | (1,682,807) | 961,350 |
| <i>c. Dividends, profit from financial assets at fair value through profit or loss (FVTPL)</i> | 01.3 | VII.1.2. | 76,100 | 98,850 |
| 1.2. Gains from Held-to-maturity investments (HTM) | 02 | | 12,718,602,739 | 6,715,821,918 |
| 1.3. Gain from loans and receivables | 03 | VII.1.2. | 19,078,060,388 | 19,704,059,385 |
| 1.4. Revenue from securities brokerage | 06 | | 6,240,499,415 | 19,436,744,495 |
| 1.5. Revenue from securities depository activity | 09 | | 376,564,185 | 347,914,752 |
| 1.6. Revenue from financial consulting activities | 10 | | 605,454,546 | 3,222,181,819 |
| 1.7. Other operating income | 11 | | 94,400 | - |
| Total operating revenue (20 = 01 → 11) | 20 | | 39,019,484,224 | 49,427,782,569 |
| II. OPERATING EXPENSES | | | | |
| 2.1. Loss of financial assets at fair value through profit or loss (FVTPL) | 21 | | (73,749) | 920,800 |
| <i>a. Decrease due to revaluation of financial assets at fair value through profit or loss (FVTPL)</i> | 21.2 | VII.1.1. | (73,749) | 920,800 |
| 2.2. Provisions for financial assets, doubtful debts and financial assets impairment and borrowing costs for lending | 24 | VII.3. | (2,877,122,940) | - |
| 2.3. Securities brokerage activity expense | 27 | VII.3. | 7,725,740,065 | 15,130,855,993 |
| 2.4. Securities depository activity expense | 30 | VII.3. | 436,907,243 | 420,000,000 |
| 2.5. Expenses of financial advisory activities | 31 | VII.3. | - | 1,275,723,077 |
| Total operating expenses (40 = 21 → 32) | 40 | | 5,285,450,619 | 16,827,499,870 |
| III. FINANCIAL INCOME | | | | |
| 3.1. Revenue, accrued dividends, interests on unfixed bank deposits | 42 | VII.2. | 5,693,416 | 8,750,016 |
| Total revenue from financing activities (50 = 41 → 44) | 50 | | 5,693,416 | 8,750,016 |
| IV. FINANCIAL EXPENSES | | | | |
| 4.1. Interest expenses | 51 | | | |
| | 52 | VII.4. | 1,026,230,136 | 472,734,076 |
| Total financial expenses (60 = 51 → 55) | 60 | | 1,026,230,136 | 472,734,076 |
| V. SELLING EXPENSES | | | | |
| | 61 | | - | - |
| VI. GENERAL AND ADMINISTRATIVE EXPENSES | | | | |
| | 62 | VII.5. | 12,799,465,765 | 12,742,433,228 |
| VII. OPERATING RESULTS (70 = 20 + 50 - 40 - 60 - 61 - 62) | 70 | | 19,914,031,120 | 19,393,865,411 |

(Notes from page 14 to page 43 are an integral part of these Interim Financial Statements).

INTERIM INCOME STATEMENT
For the period from 01/01/2023 to 30/06/2023
(continued)

Unit: VND

| ITEMS | Codes | Notes | From 01/01/2023 to 30/06/2023 | From 01/01/2022 to 30/06/2022 |
|--|------------|--------|----------------------------------|----------------------------------|
| VIII. OTHER INCOME AND EXPENSES | | | | |
| 8.1 Other income | 71 | VII.6. | 2,661,664 | - |
| 8.2 Other expenses | 72 | | - | - |
| Total results of other activities (80 = 71 - 72) | 80 | | 2,661,664 | - |
| IX.TOTAL ACCOUNTING PROFIT BEFORE TAX (90 = 70 + 80) | 90 | | 19,916,692,784 | 19,393,865,411 |
| 9.1. Realized earnings | 91 | | 19,918,301,842 | 19,393,824,861 |
| 9.2. Unrealized earnings | 92 | | (1,609,058) | 40,550 |
| X. CORPORATE INCOME TAX EXPENSES | 100 | | 3,454,095,603 | 3,926,356,955 |
| 10.1. Current corporate income tax expenses | 100.1 | VII.7. | 3,454,095,603 | 3,926,356,955 |
| 10.2. Deferred corporate income tax expenses | 100.2 | | - | - |
| XI. ACCOUNTING PROFIT AFTER CORPORATE INCOME TAX (200 = 90-100) | 200 | | 16,462,597,181 | 15,467,508,456 |
| XII. OTHER COMPREHENSIVE INCOME (LOSS) AFTER CORPORATE INCOME TAX | 300 | | - | - |
| Total comprehensive income | 400 | | - | - |
| XIII. NET INCOME PER ORDINARY SHARE | 500 | | 237.38 | 223.04 |
| 13.1. Basic earning per share (VND/share) | 501 | | 237.38 | 223.04 |
| 13.2. Diluted earning per share (VND/share) | 502 | | - | - |


Hanoi, August 04, 2023

GUOTAI JUNAN SECURITIES (VIETNAM) CORP.

Prepared by

Chief Accountant

General Director



Nguyen Thi Lan



Nguyen Thi Hong



Hoang Anh

(Notes from page 14 to page 43 are an integral part of these Interim Financial Statements).

INTERIM CASH FLOW STATEMENT

(Under indirect method)

For the period from 01/01/2023 to 30/06/2023

| ITEMS | Codes | Notes | Unit: VND | |
|---|-------|-------|----------------------------------|----------------------------------|
| | | | From 01/01/2023 to 30/06/2023 | From 01/01/2022 to 30/06/2022 |
| I. Cash flow from operating activities | | | | |
| 1. Profit before corporate income tax | 01 | | 19,916,692,784 | 19,393,865,411 |
| 2. Adjustments for: | 02 | | (722,862,196) | (5,624,953,699) |
| - Depreciation of fixed assets | 03 | | 1,133,724,024 | 1,099,618,235 |
| - Provisions | 04 | | (2,877,122,940) | - |
| - Borrowing interest | 06 | | 1,026,230,136 | - |
| - Gain/Loss from investment activities | 07 | | (5,693,416) | (6,724,571,934) |
| 3. Increase in non-cash expenses | 10 | | 3,815,278 | 3,669,108 |
| - Loss from revaluation of financial assets at fair value through profit or loss (FVTPL) | 11 | | 3,815,278 | 3,669,108 |
| 4. Decrease in non-cash revenues | 18 | | (183,154) | (3,301,452) |
| - Gain from revaluation of financial assets at fair value through profit or loss (FVTPL) | 19 | | (183,154) | (3,301,452) |
| 5. Profit from operating activities before changes in working capital | 30 | | 26,396,200,432 | 108,117,382,290 |
| - Increase (decrease) in financial assets at fair value through profit or loss (FVTPL) | 31 | | 506,756 | (408,206) |
| - Increase (decrease) in Held-to-maturity (HTM) investments | 32 | | 10,000,000,000 | (100,000,000,000) |
| - Increases (decrease) in loans | 33 | | 26,827,712,830 | 223,722,970,308 |
| - Increase (decrease) in receivables from services provided by securities company | 37 | | (2,089,336) | (137,452,265) |
| - Increases (Decrease) in other receivables | 39 | | (1,572,005,341) | (630,974,286) |
| - Increase (decrease) in accrued expenses (excluding interest expense) | 41 | | (77,806,958) | (4,431,438,856) |
| - Increase (Decrease) in prepaid expenses | 42 | | (103,789,656) | (656,422,973) |
| - Corporate Income Tax paid | 43 | | (1,697,585,841) | (3,440,761,458) |
| - Interest paid | 44 | | (1,026,230,136) | - |
| - Increase (Decrease) in Trade accounts payable | 45 | | (300,841,760) | (1,694,360,363) |
| - Increase (Decrease) in amounts paid for employees welfare | 46 | | (2,953,853) | 78,644,487 |
| - Increase (decrease) in tax and other payables to the State (excluding CIT paid) | 47 | | (952,634,818) | (2,608,398,910) |
| - Increase (Decrease) in payables to employees | 48 | | (2,900,843,937) | 36,722,850 |
| - Increase (Decrease) in other payables | 50 | | (12,891,000) | 10,694,445 |
| - Other cash outflows for operating activities | 52 | | (1,782,346,518) | (2,131,432,483) |
| Net cash flow from operating activities | 60 | | 45,593,663,144 | 121,886,661,658 |
| II Cash flow from investing activities | | | | |
| 1. Payment for acquisitions, constructions of fixed assets, investment properties and other non-current assets | 61 | | - | (1,395,132,916) |
| 2. Cash payments for investments in subsidiary undertakings, joint businesses, associates and other investments | 63 | | (30,000,000,000) | - |
| 3. Proceeds from distributed dividends and profits of long-term financial investment | 65 | | 5,693,416 | 6,724,571,934 |
| Net cash flow from investing activities | 70 | | (29,994,306,584) | 5,329,439,018 |

(Notes from page 14 to page 43 are an integral part of these Interim Financial Statements).

INTERIM CASH FLOW STATEMENT

(Under indirect method)

For the period from 01/01/2023 to 30/06/2023

Unit: VND

(continued)

| | | | |
|--|------------|-----------------------------|--------------------------|
| III. Cash flow from financing activities | | | |
| 1. Original loans | 73 | 423,100,000,000 | 355,772,388,116 |
| 2. Repayment of principal | 74 | (446,000,000,000) | (470,782,388,116) |
| <i>Net cash flow from financing activities</i> | <i>80</i> | <i>(22,900,000,000)</i> | <i>(115,010,000,000)</i> |
| IV. Increase (Decrease) in net cash in the period | 90 | (7,300,643,440) | 12,206,100,676 |
| V. Opening cash and cash equivalents | 101 | VI.1. 68,910,467,724 | 152,797,450 |
| - Cash | 101.1 | 18,910,467,724 | 152,797,450 |
| VI. Closing cash and cash equivalents | 103 | VI.1. 61,609,824,284 | 12,358,898,126 |
| - Cash | 103.1 | 61,609,824,284 | 12,358,898,126 |
| - Cash equivalents | 103.2 | - | - |

CASH FLOWS FROM SECURITIES BROKERAGE, TRUST ACTIVITIES

| ITEMS | Codes | Notes | From 01/01/2023 to 30/06/2023 | From 01/01/2022 to 30/06/2022 |
|---|-----------|--------|----------------------------------|----------------------------------|
| I. Cash flow from securities brokerage, trust activities | | | | |
| 1. Proceed from disposal of brokerage securities of customers | 01 | | 2,035,698,278,670 | 6,542,994,279,900 |
| 2. Cash payments for acquisition of brokerage securities of customers | 02 | | (2,034,823,496,090) | (6,493,714,507,800) |
| 3. Cash receipts for settlement of securities transactions of customers | 07 | | 1,600,483,709,266 | 6,585,415,624,622 |
| 4. Payment for securities transactions of customers | 08 | | (1,584,830,303,602) | (6,786,812,839,035) |
| <i>Increase/Decrease in net cash in the period</i> | <i>20</i> | | <i>16,528,188,244</i> | <i>(152,117,442,313)</i> |
| II. Opening clients' cash and cash equivalents | 30 | | 113,247,051,139 | 332,925,720,949 |
| Opening cash in bank | 31 | | 113,247,051,139 | 332,925,720,949 |
| - Cash deposit for clearing and payment of securities trading | 34 | | 113,247,051,139 | 332,925,720,949 |
| III. Closing clients' cash and cash equivalents | 40 | | 129,775,239,383 | 180,808,278,636 |
| Closing cash in bank | 41 | | 129,775,239,383 | 180,808,278,636 |
| - Cash deposit for clearing and payment of securities trading | 44 | VI.17. | 129,775,239,383 | 180,808,278,636 |

Hanoi, August 04, 2023

GUOTAI JUNAN SECURITIES (VIETNAM) CORP.

Prepared by

Chief Accountant

General Director



Nguyen Thi Lan



Nguyen Thi Hong



Hoang Anh

(Notes from page 14 to page 43 are an integral part of these Interim Financial Statements).

INTERIM STATEMENT OF CHANGES IN EQUITY

For the period from 01/01/2023 to 30/06/2023

Unit: VND

| Items | Notes | Opening balance | | Increase/decrease | | | | Closing balance | |
|--|-------|------------------------|------------------------|-------------------------------|----------|-------------------------------|------------------|------------------------|------------------------|
| | | | | From 01/01/2022 to 30/06/2022 | | From 01/01/2023 to 30/06/2023 | | | |
| | | 01/01/2022 | 01/01/2023 | Increase | Decrease | Increase | Decrease | 30/06/2022 | 30/06/2023 |
| I. Changes in owner's equity | | | | | | | | | |
| 1. Owner's contributed capital | | 721,780,000,000 | 721,780,000,000 | - | - | - | - | 721,780,000,000 | 721,780,000,000 |
| 1.1. Ordinary shares with voting right | | 693,500,000,000 | 693,500,000,000 | - | - | - | - | 693,500,000,000 | 693,500,000,000 |
| 1.2. Share premium | | 28,280,000,000 | 28,280,000,000 | - | - | - | - | 28,280,000,000 | 28,280,000,000 |
| 2. Charter capital reverse fund | | 1,169,366,013 | 1,169,366,013 | - | - | - | - | 1,169,366,013 | 1,169,366,013 |
| 3. Funds of financial reserve and accounting activity risk | | 648,823,913 | 648,823,913 | - | - | - | - | 648,823,913 | 648,823,913 |
| 4. Retained earnings | | (12,715,490,938) | 4,529,413,831 | 15,467,508,456 | - | 16,464,206,239 | 1,609,058 | 2,752,017,518 | 20,992,011,012 |
| 4.1. Realized earnings after tax | | (12,715,082,732) | 4,531,436,897 | 15,467,467,906 | - | 16,464,206,239 | - | 2,752,385,174 | 20,995,643,136 |
| 4.2. Unrealized earnings | | (408,206) | (2,023,066) | 40,550 | - | - | 1,609,058 | (367,656) | (3,632,124) |
| Total | | 710,882,698,988 | 728,127,603,757 | 15,467,508,456 | - | 16,464,206,239 | 1,609,058 | 726,350,207,444 | 744,590,200,938 |

Hanoi, August 04, 2023

GUOTAI JUNAN SECURITIES (VIETNAM) CORP.

Prepared by

Chief Accountant

General Director

Nguyen Thi Lan

Nguyen Thi Hong

Hoang Anh



(Notes from page 14 to page 43 are an integral part of these Interim Financial Statements).

NOTES TO THE INTERIM FINANCIAL STATEMENTS

(These notes are an integral part of and should be read in conjunction with the accompanying Interim Financial Statements.)

I. Business highlights**1. Structure of ownership**

Guotai Junan Securities (Vietnam) Corp. (hereinafter referred to as “the Company”), which was renamed from Vietnam Investment Securities., JSC, formerly VNS Securities., JSC, was incorporated and operates under Operation and Incorporation License No. 69/UBCK-GPHDKD dated 28/08/2007 and Amended License 54/GPDC-UBCK dated 27/09/2011 on the Company's renaming as Vietnam Investment Securities., JSC. Under Amended License 55/GPDC-UBCK issued by the Chairman of the State Securities Commission on 16/07/2021, the Company was renamed as Guotai Junan Securities (Vietnam) Corp. in the English language, abbreviated as GTJA (Vietnam).

The Company operates under Amended Operation and Incorporation Licenses of Securities Company Nos. 45/GPDC-UBCK dated 20/12/2016, 06/GPDC-UBCK dated 17/01/2018, 30/GPDC-UBCK dated 17/05/2019, 64/GPDC-UBCK dated 22/10/2019 and 104/GPDC-UBCK dated 22/11/2021 issued by the Chairman of the State Securities Commission.

The Company was granted Amended Operation and Incorporation License of Securities Company No. 104/GPDC-UBCK dated 22/11/2021, which provides amendments to Operation and Incorporation License No. 69/UBCK-GPHDKD dated 28/08/2007 by the Chairman of the State Securities Commission with supplementation of securities underwriting trades.

Under Amended License No. 64/GPDC-UBCK dated 22/10/2019:

- The Company's registered capital is VND 693,500,000,000 (Six hundred and ninety-three billion, five hundred million Vietnam dong).
- Par value of share: VND 10,000

The Company's shares are listed on the Hanoi Stock Exchange with the securities code of IVS.

The Securities Company Charter was issued on 28/08/2007 and respectively amended and supplemented on 27/09/2011, 20/12/2016, 06/12/2019 and 29/06/2021.

The Company's headquarters is at at Room 9-10, 1st Floor, Charmvit Tower Building, No. 117 Tran Duy Hung Street, Trung Hoa Ward, Cau Giay District, Hanoi.

2. Business lines

The Company's principal business lines are:

- Securities brokerage;
- Securities proprietary trading;
- Security depository;
- Securities underwriting;
- Financial consulting and securities investment advisory service.

3. Borrowing, lending and investment restrictions**Borrowing restriction**

Under Article 26 of Ministry of Finance Circular No. 121/2020/TT-BTC dated 31/12/2020:

- Total liability of a securities company is not over 5 times more than its equity. Total liability prescribed herein does not include the followings:

- a) Clients' funds held in trust for trading of stocks;
- b) Award and welfare fund;
- c) Redundancy or lay-off provisions;
- d) Provisions for compensation for investor's losses;

NOTES TO THE INTERIM FINANCIAL STATEMENTS (continued)

(These notes are an integral part of and should be read in conjunction with the accompanying Interim Financial Statements.)

- The maximum short-term liability of a securities company is equal to total short-term asset.
- Securities companies offering securities for sale shall comply with the regulations in Article 31 of Law on securities, and the decree elaborating on the implementation of several articles of Law on securities, Laws on issuance of corporate securities, and shall comply with the ratio prescribed in clause 1 and 2 of this Article.

Lending restriction

Under Article 27 of Ministry of Finance Circular No. 121/2020/TT-BTC dated 31/12/2020:

- Except as provided by clause 1 of Article 86 in Law on Securities, securities companies are not allowed to lend money or securities in any form.
- Securities companies are not allowed to put up money or assets in their or clients' ownership as security for third-party payment obligations.
- Securities companies are not allowed to offer loans in any form to owners, major shareholders, members of the Supervisory Boards, members of the Boards of Management, members of the Members' Council, members of the Boards of Directors, Chief Accountants, other office holders appointed by the Boards of Management and relatives of the aforesaid persons.
- Securities companies which are allowed to perform trades on margin in accordance with laws can lend money to clients to buy securities in the form of margin trading under the guidance of the Ministry of Finance.
- Securities companies may lend securities to correct transaction errors, or perform swaps of exchange traded funds or other transactions in accordance with relevant laws.

Investment restriction

Under Article 28 of Ministry of Finance Circular No. 121/2020/TT-BTC dated 31/12/2020:

- Securities companies are not allowed to buy, contribute capital to buy real estate, unless they are used as head offices, branches or transaction offices directly performing services of securities companies.
- Securities companies can buy and invest in real property as prescribed in clause 1 of this Article and fixed assets on condition that the residual value of fixed assets and real property does not exceed 50% of their total asset.
- Total investment in corporate bonds by a securities company does not exceed 70% of its equity. Securities companies obtaining licenses for the proprietary trading of securities may buy back listed bonds according to relevant regulations on bond repurchases.
- A securities company is not allowed to directly perform, or give trust to other entity or person to perform the following acts:
 - + Holding stocks of or making capital contribution to any company owning more than 50% of the former's charter capital, except in case of buying the odd lot of stocks upon the client's request;
 - + Joining with related persons to own at least 5% of the charter capital of another securities company;
 - + Holding over 20% of total number of outstanding shares or fund certificates of a listed entity;
 - + Holding over 15% of total outstanding shares or fund certificates of an unlisted entity. This restriction shall not be applied to member fund certificates, exchange traded funds and open-ended funds;
 - + Investing or contributing over 10% of total contributed capital of a limited liability company or business project;
 - + Investing or contributing over 15% of total equity of a business entity or project;

02228
SNG T
NHỆM H
TOÁN VÀ
IỆT N
31/06/2023

NOTES TO THE INTERIM FINANCIAL STATEMENTS (continued)

(These notes are an integral part of and should be read in conjunction with the accompanying Interim Financial Statements.)

+ Investing more than 70% of equity in stocks, share capital and business projects, including more than 20% of equity which is invested in unlisted stocks, share capital and business projects.

- Securities companies may establish or acquire fund management companies as their subsidiaries. In this case, securities companies are not required to comply with regulations in point c, d and dd of clause 4 of this Article. Securities companies wishing to establish or acquire fund management companies as their subsidiaries shall meet the following requirements:

+ The equity existing after contributing capital to establish or acquiring fund management companies as subsidiaries shall be equal to the minimum charter capital required for current business activities;

+ The minimum liquidity ratio existing after contributing capital to establish or acquiring fund management companies as subsidiaries shall be 180%;

+ After contributing capital to establish or acquiring fund management companies as subsidiaries, securities companies shall obey restrictions on borrowing prescribed in Article 26 herein and restrictions on investment prescribed in clause 3 of this Article and point e of clause 4 of this Article.

- Where any securities company makes investments in excess of the prescribed limit due to its underwriting in the form of firm commitment, amalgamation, merger or any change in assets or equity of its own or capital contributors, it shall take necessary actions to comply with the limits specified in clause 2, 3 and 4 of this Article for a maximum period of 01 year.

4. Structure of enterprise

The Company has a subsidiary undertaking which operates as a dependent accounting entity without a legal status. It is the branch of Guotai Junan Securities (Vietnam) Corp. in Ho Chi Minh City, located at 3th Floor, No.2 BIS, Cong Truong Quoc Te St., Ward Vo Thi Sau, District 3, Ho Chi Minh City.

5. Notes on comparative information in the Interim Financial Statements

Respective information, data and figures presented in the Interim Financial Statements of the Company for the period from 01/01/2023 to 30/06/2023 are comparative.

6. Number of employees

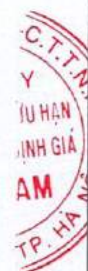
Number of employees as at 30/06/2023 is 65 people (as at 31/12/2022 is 61 people).

II. Accounting period and currency used in accounting**1. Accounting period**

The Company's accounting period begins on 01/01 and ends on 31/12 every year. These Interim Financial Statements are prepared for the period from 01/01/2023 to 30/6/2023.

2. Currency used in accounting

The currency used in accounting is Vietnamese dong ("VND") and accounted for under the historical cost convention in accordance with Vietnamese Accounting Standards, corporate accounting system, accounting system applicable to securities companies and legal regulations relevant to the preparation and presentation of Interim Financial Statements of securities companies.



NOTES TO THE INTERIM FINANCIAL STATEMENTS (continued)

(These notes are an integral part of and should be read in conjunction with the accompanying Interim Financial Statements.)

III. Applied accounting standards and system**1. Applied accounting standards and system**

The Company applies the accounting system applicable to securities companies under Ministry of Finance Circular 210/2014/TT-BTC of 30/12/2014 and Circular 23/2018/TT-BTC supplementing some indicators on the Financial Statement formats provided in Circular 210/2014/TT-BTC of 30/12/2014 and Circular 334/2016/TT-BTC (Circular 334) of 27/12/2016 amending and replacing Appendices 02 and 04 of Ministry of Finance Circular 210/2014/TT-BTC of 30/12/2014 guiding the accounting system applicable to securities companies.

2. Statement on compliance to accounting standards and system

The Company's Interim Financial Statements have been prepared in accordance with the current Vietnamese Accounting Standards, accounting system applicable to securities companies and legal regulations relevant to the preparation and presentation of Interim Financial Statements of securities

IV. Summary of significant accounting policies**1. Accounting estimates**

The preparation of Interim Financial Statements in accordance with Vietnamese Accounting Standards, accounting regime for enterprises and legal regulations relating to the preparation and presentation of Interim Financial Statements requires the Board of General Directors to make reasonable estimates, calculations and assumptions that affect the reported amounts of liabilities and assets and the presentation of liabilities and contingent assets at the date of the Interim Financial Statements, as well as the reported amounts of revenue and expenses throughout the operating period. Although accounting estimates have been made to the best of management's knowledge, the actual amounts incurred may differ from the estimates and assumptions made.

2. Cash and cash equivalents***Capital-in-cash recognition******Operating deposits of securities company***

Cash includes cash on hand, demand deposits, which are highly liquid, easily convertible to cash and subject to low risk of changes in value.

Cash deposited by investors for securities trading and cash deposited by investors for settling and clearing securities trading transactions, and deposits of other securities issuers are presented as Off - Balance Sheet items.

Deposits of investors

Investors' deposits represents the client's deposits for securities trading as managed by the securities company.

Deposits of securities issuers

Deposits of securities issuers are the deposits collected for sales of securities guaranteed for issuance by the securities company as an underwriter.

Cash deposited for settling and clearing securities trades

Cash deposited for settling and clearing securities trades is the cash available for clearing securities trades between the Company and client upon requests by Vietnam Securities Depository for sales and purchases of securities.

NOTES TO THE INTERIM FINANCIAL STATEMENTS (continued)

(These notes are an integral part of and should be read in conjunction with the accompanying Interim Financial Statements.)

3. Accounting for FVTPL financial assets, lending and receivables**3.1 Classification of financial assets and liabilities on the Company's investments list**

Financial assets at fair value through profit and loss (FVTPL) on Company investment list

Financial assets recognized at fair value through profit and loss (FVTPL financial assets) are financial assets that satisfy either of the following conditions:

a) Financial assets are classified as being held for trading. A financial asset is classified as an item of the group held for trading if:

- It is acquired or created principally for selling or re-purchasing in a short period of time;
- There is evidence that this instrument has been traded for short-term profit-making; or
- It is a derivative instrument (except for a derivative instrument defined as a financial guarantee contract or effective hedging instrument).

b) Upon initial recognition, a financial asset is more appropriately presented if classified as an FVTPL financial asset for one of the following reasons:

- Classification of an asset into FVTPL financial assets eliminates or significantly reduces inconsistencies in the recognition or valuation of financial assets on different bases.
- Assets of a group of financial assets are managed and the performance of such management is viewed on a value basis in accordance with the risk management policies or investment strategies of the Company.

These financial assets are shares, bonds, cash instruments, derivatives (for risk hedging purpose).

Financial assets are removed from FVTPL in the case that they are lending amounts or receivables which are aimed to be held in a definite period of time in the future or up to the maturity or the financial assets are deposits classified into cash and cash equivalents.

Securities companies who wish to sell financial assets of non-FVTPL nature shall reclassify the financial assets from other related assets to FVTPL financial assets. Differences due to the re-valuation of financial assets currently recorded under Item "Differences due to re-valuation at fair value" are recognized into the corresponding income and expenses at the date of financial asset reclassification for sales.

Non-derivative FVTPL financial assets which are not required to be classified into a group of FVTPL financial assets at initial recognition might be re-classified into lending and receivables in special cases or into cash and cash equivalents if they satisfy conditions for being re-classified into these groups. Profit or loss which is recognized upon re-valuation of FVTPL financial assets before the date of re-classification shall not be reserved.

Held-to-maturity (HTM) investments

Held-to maturity (HTM) investments consist are non-derivative financial assets with fixed or identifiable payments and with fixed maturity that the Company intends and is able to hold to the maturity date, except for:

- Financial assets classified as financial assets recognized at fair value through profit or loss at the initial recognition;
- Financial assets classified as being available for sales; or
- Financial assets that meet the defined criteria of lending and receivables.

NOTES TO THE INTERIM FINANCIAL STATEMENTS (continued)

(These notes are an integral part of and should be read in conjunction with the accompanying Interim Financial Statements.)

If the Company changes its intention or ability of holding an asset and the classification of an investment into HTM investment is no longer appropriate, this investment shall be reclassified to AFS financial assets and re-valued at fair value. The difference between the book value and fair value shall be recorded into the income statement as Difference due to re-valuation of assets at fair value.

Lending

Lending is non-derivative financial assets with fixed or identifiable payments and not listed on the perfect securities market, with the exceptions of;

Amounts that the Company has the intention to sell now or in near future are classified as assets held for trading, as are the amounts that, upon initial recognition, categorized at fair value through profit or loss statements;

The amounts categorized by the Company as available for sale upon initial recognition; or

The amounts with most of the initial investment value being recoverable for the reason of reducing credit quality and categorized as available for sale.

3.2 *Recognizing and accounting for re-valuation of investments at market value, fair value or historical cost*

FVTPL financial assets listed as Main financial assets of the Company:

FVTPL financial assets are recognized at the cost of securities purchased (historical cost). The cost of purchasing FVTPL financial assets is recognized into trading cost of the financial assets on the income statement as incurred.

After the initial recognition, FVTPL financial assets are recognized at the market value. Any gain or loss incurred from changes in value of these financial assets shall be classified as part of FVTPL group and recognized into the income statement.

At the end of the accounting period, FVTPL financial assets listed as Financial assets of the securities company shall be re-valued at the market price or fair value (in case no market price is available).

At the first re-valuation, the fair value of FVTPL financial assets listed as financial assets of the securities company are recorded into Account 1212 "Difference on re-valuation" as the difference between re-valued amount of FVTPL financial assets at the re-valuation time at the market price or fair value and the initial purchase price of the FVTPL financial assets listed as financial assets of the securities company.

For the presentation of the statement of financial position, the Item "FVTPL financial assets" is recorded at net amount (The item is computed as follows: FVTPL financial assets = Debit Balance on Account 1211 "Purchase price" plus (+) Debit Balance on Account 1212 "Increase due to re-valuation of FVTPL financial assets" or minus (-) Credit Balance on Account 1212 "Decrease due to re-valuation of FVTPL financial assets" for FVTPL financial assets listed as financial assets of the securities company).

The representation of FVTPL financial assets listed as financial assets of the securities company in Notes to the financial statements shall be made with 3 norms: Purchase price, Re-valued amount and Net value (Purchase price +/- re-valued amount) for all groups of FVTPL financial assets.

Increase or decrease due to re-valuation of FVTPL financial assets FVTPL financial assets listed as financial assets of the securities company is recorded on the no-offsetting principle and represented in the income statement with 2 norms:

Decrease due to re-valuation of FVTPL financial assets is recorded as "Loss and cost of proprietary trading FVTPL financial assets", detailed for "Decrease due to re-valuation of FVTPL financial assets".

NOTES TO THE INTERIM FINANCIAL STATEMENTS (continued)

(These notes are an integral part of and should be read in conjunction with the accompanying Interim Financial Statements.)

Increase due to re-valuation of FVTPL financial assets is recorded into the norm "Income", detailed for "Increase due to re-valuation of FVTPL financial assets".

Increase or decrease difference due to re-valuation of FVTPL financial assets listed as financial assets of securities company shall determine the unrealized profit or loss in the period.

For FVTPL financial assets listed as financial assets of securities companies without reference to the market price, the possibility of price decrease by the time of preparing the financial statements shall be considered. The provision is made when the book value is greater than the value reviewed and re-valued by the Company. Increase or decrease of the provision is recorded in the comprehensive income statement under the norm "Provision for financial assets, treatment of doubtful receivables, impairment of financial assets. and borrowing costs of lending".

The Company has made provisions for impairment in financial assets and assets mortgaged for Khoi Nghiep Investment., JSC and Tai Viet Investment., JSC respectively for VND 6.5 billion and VND 6 billion. These provisions were made under Investment Evaluation Council Meeting Minute dated December 17, 2019 and Board of Management Resolution No. 25/2019/NQ-HDQT-IVS dated December 31, 2019.

Held-to-maturity (HTM) investments

Held-to-maturity investments include term deposits at bank, which have been recognized since the date such deposit transactions commenced.

Bank deposits with terms shorter than 12 months and longer than 3 months are presented as short-term financial assets. Bank deposits with terms of 12 months or longer are presented as long-term financial assets.

Held-to-maturity investments are reviewed for impairment at the reporting date. Provisions are made for HTM investments upon objective evidence showing that it is not probable or uncertain that the investment could be recovered as a consequence of an event or events that have happened and had negative impact on the expected future cash flows from such HTM investments.

Lending

Lending amounts are initially measured at historical cost (the disbursement value of the lending). After the initial recognition, lending is recorded at the allocated value by real-interest rate method.

Amounts allocated as lending are determined at the initial value of financial assets less the repayment of principal plus (less) accumulated allocation by the real-interest-rate method on the difference between initial value and maturity value, less provisions for impairment or irrecoverability in the assets (if any).

Lending is taken into considerations for the possibility of impairment at the reporting date. Provision for lending is made based on the expected loss which is calculated as the difference between the market price of securities pledged for the lending and the outstanding balance of this lending. Any increase or decrease in the balance of provisions is recognized in the income statement in the item "Provisions for impairment in financial assets, bad debts written off, impairment loss of financial assets and borrowing costs for the lending".

3.3 Fair value of financial assets

The market value of financial assets is determined as follows:

+ For securities listed on the Hanoi Stock Exchange and Ho Chi minh City Stock Exchange, the market prices are the closing prices on the most recent trading day from the date on which securities are valued.

NOTES TO THE INTERIM FINANCIAL STATEMENTS (continued)

(These notes are an integral part of and should be read in conjunction with the accompanying Interim Financial Statements.)

- + For securities yet to be listed on the Stock Exchanges but registered for trading on the market of unlisted public companies (UPCom), their market prices are their average closing prices on the most recent trading day from the date on which securities are valued.
- + For de-listed, suspended or discontinued trading securities on the sixth trading day and afterward, their actual securities prices are the book value at the most recent reporting date of the statement of financial position.
- + For unlisted securities and securities unregistered for trading on the market of unlisted public company (UPCom) the actual market securities is the average of actual trading prices quoted by three (3) securities companies having trades and transactions at the most recent date from the date on which securities are valued.
- + For securities for which no reference prices are available from the above sources, their fair value is assessed upon reviewing the financial position and book value of the securities issuers as at the most recent date to the date on which securities are valued.
- + For securities for which no market value is available being assessed by the foregoing methods, their fair value is determined upon reviewing the financial position and book value of the securities issuers as at the date on which securities are valued.

4. Fixed asset recognition and depreciation**4.1 Tangible fixed asset**

Tangible fixed assets are stated at cost and presented in the balance sheet in terms of historical cost, accumulated depreciation and carrying amount.

The cost of procured tangible fixed assets comprises their purchase price (excluding trade discount or other discount), taxes and directly attributable costs of bringing the assets into the ready-for-use condition.

Tangible fixed assets are depreciated using the straight-line method over their estimated useful lives. For accounting purpose, tangible fixed assets are categorized by nature and purpose of use in the Company's production process, as follows:

| <i>Categories</i> | <i>Useful life (year)</i> |
|------------------------|---------------------------|
| - Machinery, equipment | 03 - 08 |
| - Motor vehicles | 07 |
| - Other fixed assets | 03 |

4.2 Intangible fixed assets

Intangible assets are stated at cost and presented in the balance sheet at historical cost, accumulated amortization and carrying amount.

The cost of intangible assets comprises all expenses paid by the Company up to the time of bringing the assets to its ready-for-use condition. Expenses incurred after the initial recognition of intangible fixed assets are recognized into production costs of the period unless these expenses are associated to a specific intangible asset and increase economic benefits from this asset.

When an intangible asset is disposed, historical cost and accumulated amortisation are written off and any gain or loss from the disposal is recognized into income or expense in the year.

The Company's intangible assets are trading management software and accounting software.

NOTES TO THE INTERIM FINANCIAL STATEMENTS (continued)

(These notes are an integral part of and should be read in conjunction with the accompanying Interim Financial Statements.)

Computer software

The costs related to computer software shall not be an integral part of capitalized hardware. The historical cost of computer software comprises all expenses paid by the Company up to the time the software is put to use. Software is amortized using the straight-line method over a period from 05 to 08 years.

5. Recognition of long-term financial investments**Investment in associates**

An associate is an enterprise in which the Company has significant influence but has no control power over financial and operating policies and which is neither a subsidiary undertaking nor a joint venture of the Company. Significant influence is the power to participate in the financial and operating policy decisions of the investee entity but is not any influence in terms of control or joint control over those policies.

Investments into associates are initially recognized at historical cost, including purchase price or capital contribution plus direct relevant costs in relation to such investments.

Dividend and profit of the prior periods before the investment purchase shall be recorded as a diminution in the value of such investments. Dividend and profit of subsequent periods after the investment purchase is recorded as revenue. Dividend received in shares is only recognized by the number of additional shares, not the value of the shares received.

Provision for impairment loss in investments into an associate is made at the reporting date when the investments show an impairment as compared to historical cost. The Company shall make the provision as follows:

- If an investment in associates with listed shares or the fair value of investment is determined reliably, the provision shall be made according to the market price of the shares.
- With regard to investments the fair value of which is not identifiable at the reporting time, provision shall be made based on the investee's loss with an amount equal to the difference between the actual capital contribution of the parties in the associate and actual owners' equity multiplied with contribution proportion as compared with actual contribution of the parties in the associate. Based on the separate financial statements of the business entity receiving contributed capital prepared at the same time with the Company's annual financial statements, the amount of provision shall be determined for each investment.

Increase, decrease in provision for impairment loss in investments in associates to be made at year-end shall be recognized into financial expenses. The maximum amount of provision for each investment shall be equal to the actual investment value currently recorded in the Company's accounting book.

For its investment into Northern Electric Trading, Building and Investment, JSC a provision for impairment in long-term financial investments has been made in the amount of VND 17 billion following Board of Management Meeting Minute No. 08/2020/BB-HDQT.IVS of 28/12/2020 and Board of Management Decision No. 13/2020/QD-HDQT-IVS of 28/12/2020.

6. Receivables recognition

Receivables are the sum of money to be recovered from clients or other debtors. Receivables include trade receivables from sales of financial assets, receivables from services rendered, receivable and accrued dividends, interest of financial assets, internal accounts and other receivables. Receivables are presented at net book value less provisions for impairment in receivables. Receivables are not recorded higher than the recoverable amount.

Receivables are classified as presented below:

NOTES TO THE INTERIM FINANCIAL STATEMENTS (continued)

(These notes are an integral part of and should be read in conjunction with the accompanying Interim Financial Statements.)

- Trade accounts receivable consist of receivables with commercial nature arising from the transactions of financial assets purchasing and selling;
- Receivables from securities companies' services rendered for investors.
- Other receivables comprise receivables of non-commercial nature unrelated to purchasing-selling transactions.

Receivables are recognized by debtor and due date and other requirements of management.

7. Provision for impairment loss in accounts receivable

Receivables are taken into account for provision making for impairment by the aging of the overdue account or by the loss expected to incur in the case of an account within the due date but the debtor entity going broke or with business dissolution underway, debtors going missing, in hiding or under persecution, arrest, judgment by authority of law or already deceased. Provision expenses incurred are recognized as other expenses in the income statement.

Provision for impairment loss in receivables are made for each doubtful debts by the aging of the overdue accounts or by the loss expected to incur in the case of the debtors who are insolvent under liquidation, bankruptcy or similar difficulty.

For receivables that have passed due, the expected recoverability is also taken into consideration for determination of an amount of provision needed to be made.

Provision for impairment loss likely to occur is made for receivables within the due date following management's considerations after the recoverability of these accounts is assessed.

The Company made provision for impairment loss in estimated interests receivable from Truong Thi Thanh Hoa JSC in the amount of VND 12,218,208,333 (This amount has been recognized as financial income and determined by operating results from the prior years based on the terms of fixed profits which the Company would receive from the Investment Co-operation Contract with Truong Thi Thanh Hoa., JSC). The provision was made under Investment Evaluation Council Meeting Minutes dated December 17, 2019 and Board of Management Resolution No. 25/2019/ NQ-HDQT-IVS dated December 31, 2019.

During the years 2021, the Company reclassified the provision made for impairment in its investment in Truong Thi Thanh Hoa JSC from Provision for impairment loss in long-term financial assets into Provision for impairment in receivables upon Judgment Execution Decision per Request No. 103/QD-CCTHADS dated June 17, 2020 and Decision No. 63/QD-CCTHADS dated August 21, 2020 of the Chief of Civil Judgment Execution Department of Thanh Hoa City due to inadequate conditions to execute the judgments for Truong Thi Thanh Hoa JSC.

8. Short- and long-term collaterals, mortgages, deposits

Collaterals, mortgages and deposits represent the amount of office lease deposits and other deposits that are recognized at cost and presented over the term of lease.

9. Prepaid expenses

Prepaid expenses consist of actual expenses incurred but related to the business performance of various accounting periods. Prepaid expenses are deferred costs of tools and instruments in use, prepaid office rentals and other prepayments.

Tools, instruments: Cost of tools and instruments in use is released into expenses by straight-line method over a period not exceeding 03 years.

NOTES TO THE INTERIM FINANCIAL STATEMENTS (continued)

(These notes are an integral part of and should be read in conjunction with the accompanying Interim Financial Statements.)

Prepaid office lease is released into expenses over the term of lease stated in the lease contract. Other prepayments are expensed on a straightline basis over a period not longer than 03 years.

The costs of trading management software maintenance are expensed on the straight-line basis over a period of 12 months as in the maintenance contract.

Other prepaid expenses are released into expenses on the straight-line basis over a period of 12 months for short-term prepaid expenses and 36 months for long-term prepaid expenses.

10. Short- and long-term liabilities recognition**10.1 Financial liabilities and loans and obligations under finance lease****Loans and obligations under finance lease**

Loans and obligations under finance lease are recognized on the basis of receipts, bank vouchers, loan agreement and finance lease contracts.

Loans and obligations under finance lease are recognized by lender and maturity.

10.2 Borrowing costs recognition

Borrowing costs consist of interest expenses and other costs directly attributable to the loans. Borrowing costs are recognized into the period's expenses as incurred.

10.3 Classification of payables for security trading, payables to investors for trading deposits, payables to issuers and other payables

Payables are amounts payable to suppliers and other creditors. Payables include amounts payable for securities trading activities and investors' securities trading deposits payable and other payables. Payables are not recognised lower than their payment obligation.

Classification of payables is conducted on the following principle:

- Payables for securities trading represent amounts payable to organisations providing services of selling and purchasing financial assets of the Company or clients via the Stock Exchange in which the Company acts as a member or payables to agents involved in the issuance of stocks for securities issuers in connection with securities underwriting by the Company. Trade payables for materials, services and labors are not part of Item "Payables for securities trading activities".

- Security trading deposits payable to investors represent the amount of investors' trading deposits managed by the Company via a special-purpose account maintained at a commercial bank. These trades include the making of Margin, Repo transactions and the advancing of proceeds from sale of financial assets. Security trading deposits payable to investors are presented as off-balance sheet items.

- Other payables include amounts payable of non-commercial nature, unrelated to the transactions of purchasing, selling and supplying goods, services.

Payables are recognized by creditor and due date.

10.4 Recognition of payables for securities trading

Payables for securities trading represents the amount of fees payable to entities providing securities trading services determined as appropriate with the amount of trading realized and the amount of fees agreed upon between the service provider entity and the Company. Payables for securities trading are recognised on the principle of a commitment being obtained on providing the client with the service relevant to the revenue realized for business activities prescribed in the Company's license.

NOTES TO THE INTERIM FINANCIAL STATEMENTS (continued)

(These notes are an integral part of and should be read in conjunction with the accompanying Interim Financial Statements.)

10.5 Taxes and amounts payable to State budget***Value added tax (VAT)***

The Company computes and declares VAT in accordance with the current tax law at the VAT tax rate of 10% applicable to financial consulting service and is not subject to VAT for the services of securities brokerage, securities proprietary dealing, securities underwriting, securities investment advisory, securities depository and lending to clients for trading deposits and advancing of proceeds from securities sales.

Corporate income tax

Corporate income tax represents the total amount of current tax payable.

Current tax payable is computed on taxable profit in the year. Taxable profit differs from net profit presented in the income statement because taxable profit does not include assessable incomes or expenses or tax deductible in other years (including the amounts of loss carried forward, if any) and otherwise excludes non-taxable or non-deductible items.

The Company applies corporate income tax rate at 20% on taxable profit.

The determination of taxable income and tax currently payable is based on the current interpretation of tax regulations. However, these regulations are subject to periodic variation and its ultimate determination depends on the results of tax authorities' examination.

Other taxes and fees payable

Other taxes and fees are declared and paid to local tax authorities in accordance with the prevailing tax law in Vietnam.

10.6 Short-term and long-term accrued expenses

Accrued expenses comprise the accruals of securities trading on the 2 exchange floors, audit service, depository service and other re-current expenses incurred at the Head Exchange Office and Ho Chi Minh Branch in the reporting period but unpaid for absence of invoices or inadequacy of supporting documents and already recognized as expenses in the period.

These are expenses yet to be incurred but already accrued in the reporting period so that such expenses, as incurred, could cause no abnormal variance in operating expenses on the basis of matching revenue with expenses. The difference, if any, between the expenses incurred and the amount accrued is added to or deducted from the corresponding expenses. Expenses are accrued in strict consideration with reasonable, reliable evidence on the expenses accrued in the period so that the accruals to be recorded in this account shall match with the actual costs as incurred.

10.7 Unearned revenue

Unearned revenues represents receipts from Settlement Support Fund.

11. Recognition of shareholders' equities and profits**11.1 Shareholders' equities**

Shareholders' equities are recognized as actually contributed by the shareholders.

Treasury stocks are shares issued by the Company and re-purchased by the very Company. For treasury stocks held by the Company, the Company is entitled to no dividend and has no rights to vote or participate in the Company's division of properties upon its dissolution. By the time of paying dividend to shareholders, Treasury stocks held by the Company are taken as unsold shares. The value of these treasury stocks is presented at the cost of buy-back including the repurchase price and expenses directly attributed

NOTES TO THE INTERIM FINANCIAL STATEMENTS (continued)

(These notes are an integral part of and should be read in conjunction with the accompanying Interim Financial Statements.)

These mandatory reserves are not meant for sharing among shareholders and are recognized as part of shareholders' equities.

11.2 Recognition of profit, earning

Retained earnings include:

- Profit realized in the period that represents the difference between the total revenue and income and the total expenses recognized in the Company's income statement other than financial assets re-valuation gain/loss recognized as part of unrealized profit.

- Unrealized profit of the accounting period that represents the difference between the total financial assets re-valuation gain/loss recognized as part of the reported profit and loss in the income statement under the list of Financial assets.

The value of FVTPL financial assets are recognized at the market value, thereby, the unrealized profit in the period is the difference between the total values of FVTPL financial assets being recognized into the comprehensive income statement under the list of Financial assets accumulated in the period.

11.3 Distribution of dividend, profit

Retained earnings represent the profits (losses) from business operation less corporate income tax of the current year and the retroactive adjustments due to changes in accounting policies and the retroactive adjustment of material misstatements in the previous years.

Distribution of dividend, profit: Net profit after corporate income tax and dividend is paid/distributed to investors as approved by the Board of Management in its annual meeting and upon the making of mandatory reserves funds as in the Company's Charter, general meeting of shareholders' resolution and relevant statutory regulations applicable to the Company.

Retained earnings accumulated at the end of year (N-1) serves a basis for profit distribution to owners. Unrealized profit as at the end of year (N-1) provides no basis for profit distribution.

12. Recognition of revenue and other income**12.1 Revenue and other income, estimated dividend and financial assets derived gains**

The Company's revenue comprises income from securities trading, and revenue from brokerage services, securities depository and securities underwriting, investment advisory service and corporate finance advisory services, etc.

Securities trading income

Income from securities trading is determined as the difference between the selling price and the weighted average cost of securities.

Sales of services (brokerage, depository, underwriting, securities investment advisory, custodian auction services)

Revenue is recognized at the time of transactions taking place as it is certain that economic benefits are gained and determined at the fair value of options regardless of whether cash is received or not.

Revenue from rendering services to clients shall be in line with the business activities prescribed in the Incorporation and Operation License issued for the Company. Revenue from services rendered is regarded as completed on the basis that the clients have made payment in cash or pledged to pay or deduct their liability from the securities sale proceeds due to them.

Revenue from brokerage service is recognized as the securities trading transaction has been completed.

NOTES TO THE INTERIM FINANCIAL STATEMENTS (continued)

(These notes are an integral part of and should be read in conjunction with the accompanying Interim Financial Statements.)

Interest income

Interest income is recognized on an accrual basis as determined on the balances of deposits and interest rates in the period.

Dividend and profit paid

Paid dividend and profit are recognized when the Company has the right to receive dividend or profit for its capital contribution. Dividend received in shares is only recognized by the number of additional shares, and not by the value of shares received.

12.2 Recognition of financial asset trading loss and expenses

Financial assets trading expenses represent the losses from sales of FVTPL financial assets, cost of purchasing FVTPL financial assets, decrease difference from re-valuation of FVTPL financial assets and loss/impairment of financial assets listed as FVTPL financial assets invested by the Company.

13. Costing of proprietary trading securities sold

The Company adopt the case-by-case average weighted method for costing of its proprietary trading securities.

14. Financial expenses

Financial expenses recognized in the income statement are the total finance cost incurred in the period without being offset with financial income, including interest expenses, etc.

15. Recognition of general and administrative expenses

General and administrative expenses presented in the income statement represent the general expenses that comprise management staff cost (salaries, wages, allowances...), social insurance, health insurance, Trade Union fee, lay-off insurance for management staff, office supplies, working tools, depreciation of assets in use for management purpose, license tax, outsource services (power, water, phone and fax); and other expenses in cash (client entertainment, meetings...).

V. Financial risk management**1. Quantitative and qualitative measurement of financial risk**

The Company is exposed to market risk, credit risk and liquidity risk in its regular operations. The Company's management policies for financial risk as a whole focus on forecasting unexpected fluctuations in the market and mitigating their bad impacts on the Company's business performance.

2. Liquidity risk

Liquidity risk is the risk that the Company will encounter difficulty in meeting its financial obligations due to a shortage of funds. The Company's liquidity risk arises primarily from the mismatches of maturities of financial assets and liabilities

The Company monitors its liquidity risk by maintaining a level of cash and cash equivalents deemed as adequate by the Board of General Directors to finance the Company's operations and to mitigate the effects of fluctuations in cash flows.

3. Market risk

Market risk is the risk that the fair value of future cash flows of a financial instrument will fluctuate alongside the changes in the market. Market prices expose risk of the such types as interest rate risk and other price risk. Financial instruments affected by the market risk are deposits and short term investments. Market risk management is aimed for managing and controlling market risks within acceptable limits while profit can still be maximized.

NOTES TO THE INTERIM FINANCIAL STATEMENTS (continued)

(These notes are an integral part of and should be read in conjunction with the accompanying Interim Financial Statements.)

VI. Notes on the Interim Statement of Financial Position**1. Cash**

| | 30/06/2023 | 01/01/2023 |
|-------------------------------------|-----------------------|-----------------------|
| | VND | VND |
| Cash at bank for securities trading | 61,609,824,284 | 18,910,467,724 |
| Cash equivalents | - | 50,000,000,000 |
| Total | 61,609,824,284 | 68,910,467,724 |

2. Value and quantity of securities traded in the year

| Items | Quantity of securities traded | Value of securities traded VND |
|--------------------------------|-------------------------------|--------------------------------|
| a) Securities companies | | |
| - Shares | 143 | 4,345,080 |
| b) Investors | | |
| - Shares | 343,159,344 | 4,265,017,544,070 |
| - Other securities | 342,804,644 | 4,262,406,884,070 |
| - Other securities | 354,700 | 2,610,660,000 |

3. Financial assets**3.1 Financial assets at fair value through profit or loss (FVTPL)**

Unit: VND

| FVTPL financial assets | 30/06/2023 | | 01/01/2023 | |
|------------------------------|-----------------------|-----------------------|-----------------------|-----------------------|
| | Cost | Fair value | Cost | Fair value |
| <i>Listed shares (*)</i> | 5,552,584 | 1,920,460 | 8,082,406 | 6,059,340 |
| Other financial assets | 5,552,584 | 1,920,460 | 8,082,406 | 6,059,340 |
| <i>Un-listed shares (**)</i> | 33,825,400,000 | 33,825,400,000 | 33,825,400,000 | 33,825,400,000 |
| KN | 6,500,000,000 | 6,500,000,000 | 6,500,000,000 | 6,500,000,000 |
| TAV | 6,000,000,000 | 6,000,000,000 | 6,000,000,000 | 6,000,000,000 |
| YTAD | 21,325,400,000 | 21,325,400,000 | 21,325,400,000 | 21,325,400,000 |
| Total | 33,830,952,584 | 33,827,320,460 | 33,833,482,406 | 33,831,459,340 |

(*) The fair value of listed financial assets is measured using the closing price of HNX and HOSE and the Upcom average price of the stock exchange market as at 30/06/2023.

(**) The fair value of unlisted financial assets is measured at historical cost since no securities have been traded in the market.

NOTES TO THE INTERIM FINANCIAL STATEMENTS (continued)

(These notes are an integral part of and should be read in conjunction with the accompanying Interim Financial Statements.)

3.2 Financial assets held for sales by market value method

Unit: VND

| No. | Types of financial assets | 30/06/2023 | | | | | 01/01/2023 | | | | |
|-----------|--|-----------------------|-------------------------------|------------------------------|------------------|-----------------------|-----------------------|-------------------------------|------------------------------|------------------|-----------------------|
| | | Purchase price | Market value or current value | Current valuation difference | | Re-valued amount | Purchase price | Market value or current value | Current valuation difference | | Re-valued amount |
| | | | | Increase | Decrease | | | | Increase | Decrease | |
| A | B | (1) | (2) | (3)=(2)-(1) | (4)=(1)-(2) | (5)=(1)+(3)-(4) | (6) | (7) | (8)=(7)-(6) | (9)=(6)-(7) | (10)=(6)+(8)-(9) |
| I. | FVTPL financial assets | | | | | | | | | | |
| | <i>Listed financial assets (*)</i> | 5,552,584 | 1,920,460 | 183,154 | 3,815,278 | 1,920,460 | 8,082,406 | 6,059,340 | 1,865,961 | 3,889,027 | 6,059,340 |
| 1 | Other financial assets | 5,552,584 | 1,920,460 | 183,154 | 3,815,278 | 1,920,460 | 8,082,406 | 6,059,340 | 1,865,961 | 3,889,027 | 6,059,340 |
| | <i>Un-listed financial assets (**)</i> | 33,825,400,000 | 33,825,400,000 | - | - | 33,825,400,000 | 33,825,400,000 | 33,825,400,000 | - | - | 33,825,400,000 |
| 1 | KN | 6,500,000,000 | 6,500,000,000 | - | - | 6,500,000,000 | 6,500,000,000 | 6,500,000,000 | - | - | 6,500,000,000 |
| 2 | TAV | 6,000,000,000 | 6,000,000,000 | - | - | 6,000,000,000 | 6,000,000,000 | 6,000,000,000 | - | - | 6,000,000,000 |
| 3 | YTAD | 21,325,400,000 | 21,325,400,000 | - | - | 21,325,400,000 | 21,325,400,000 | 21,325,400,000 | - | - | 21,325,400,000 |
| | Total | 33,830,952,584 | 33,827,320,460 | 183,154 | 3,815,278 | 33,827,320,460 | 33,833,482,406 | 33,831,459,340 | 1,865,961 | 3,889,027 | 33,831,459,340 |

(*): FVTPL financial assets of the period from 01/01/2023 to 30/06/2023 are recognized at market value. Any gain or loss incurred from changes in the value of these FVTPL financial assets shall be classified as FVTPL financial assets and recognized into the comprehensive income statement.

(**): These financial assets are recorded at book value as there is no transaction in the market. The Company has made provisions for impairment in financial assets and assets mortgaged for Khoi Nghiep Investment., JSC and Tai Viet Investment., JSC respectively of VND 6.5 billion and VND 6 billion. The provisions were made under Investment Evaluation Council Meeting Minutes of December 17, 2019 and Board of Management Resolution No. 25/2019/ NQ-HĐQT-IVS of December 31, 2019.



NOTES TO THE INTERIM FINANCIAL STATEMENTS (continued)

(These notes are an integral part of and should be read in conjunction with the accompanying Interim Financial Statements.)

3.3 Held-to-maturity investments (HTM)

| | Unit: VND | |
|---|------------------------|------------------------|
| | 30/06/2023 | 01/01/2023 |
| HTM assets | | |
| Deposits with terms from 03 months to under | 305,000,000,000 | 315,000,000,000 |
| Total | 305,000,000,000 | 315,000,000,000 |

3.4 Lending and receivables

| | Unit: VND | | | |
|--|------------------------|------------------------|------------------------|------------------------|
| Lending and receivables | 30/06/2023 | | 01/01/2023 | |
| | Cost | Fair value | Cost | Fair value |
| Lending for Margin trading | 340,391,428,199 | 338,007,057,988 | 358,298,655,642 | 353,037,162,491 |
| Lending by advancing proceeds from sale of client's securities | 4,811,762,760 | 4,791,812,760 | 13,732,248,147 | 13,712,298,147 |
| Total | 345,203,190,959 | 342,798,870,748 | 372,030,903,789 | 366,749,460,638 |

3.5 Provision for impairment of financial assets and mortgaged assets

| | 30/06/2023 | 01/01/2023 |
|--|-----------------------|-----------------------|
| | VND | VND |
| Provision for Margin lending | 2,404,320,211 | 5,281,443,151 |
| Provision for investment in Vietnam Startup and Investment JSC | 6,500,000,000 | 6,500,000,000 |
| Provision for investment in Tai Viet FI JSC | 6,000,000,000 | 6,000,000,000 |
| Total | 14,904,320,211 | 17,781,443,151 |

4. Advances to suppliers

| | 30/06/2023 | 01/01/2023 |
|------------------------------------|----------------------|----------------------|
| | VND | VND |
| TMF Vietnam Co., Ltd. | 1,763,822,015 | 1,629,218,116 |
| Bravo Software Joint Stock Company | 195,000,000 | - |
| Others | 126,475,440 | 121,482,840 |
| Total | 2,085,297,455 | 1,750,700,956 |

NOTES TO THE INTERIM FINANCIAL STATEMENTS (continued)

(These notes are an integral part of and should be read in conjunction with the accompanying Interim Financial Statements.)

| 5. Other receivables | 30/06/2023 | 01/01/2023 |
|--|-----------------------|-----------------------|
| | VND | VND |
| <i>Receivables and estimated dividend, profit from investments</i> | <i>53,251,762,392</i> | <i>51,679,757,051</i> |
| Principal receivables from Truong Thi Thanh Hoa JSC (1) | 19,000,000,000 | 19,000,000,000 |
| Accrued profit from Truong Thi Thanh Hoa JSC (2) | 12,218,208,333 | 12,218,208,333 |
| Accrued Margin profit | 6,006,933,311 | 6,604,608,215 |
| Accrued term-deposit interest | 10,847,150,685 | 8,678,136,987 |
| Individuals accounts | 3,385,869,142 | 3,385,869,142 |
| Others | 1,793,600,921 | 1,792,934,374 |
| <i>Receivables for services rendered as security company</i> | <i>98,686,188</i> | <i>96,596,852</i> |
| Securities brokerage service | 98,686,188 | 96,596,852 |
| Total | 53,350,448,580 | 51,776,353,903 |

(1) Investment in Truong Thi Thanh Hoa JSC was re-classified into Other receivables upon Judgment Execution Decision according to Request No. 103/QD-CCTHADS dated June 17, 2020 and Decision No. 63/QD-CCTHADS dated August 21, 2020 of the Chief of Civil Judgment Execution Department of Thanh Hoa City regarding the incapability of executing the judgments for Truong Thi Thanh Hoa JSC.

(2) For the amount of fixed profit from Project "Ami Tower" Business Co-operation Contract No. 01-02/2012/HD-HTKD dated 15/02/2012, Appendices Nos. 01 dated 15/07/2013, and 02 dated 16/12/2013 with Truong Thi Thanh Hoa JSC, provision for doubtful debts was made following Investment Evaluation Council Meeting Minutes dated December 17, 2019 and Board of Management Resolution No. 25/2019/NQ-HDQT-IVS dated December 31, 2019.

28-C
TY
M HUU
JA DINH
NAM
- TP

NOTES TO THE INTERIM FINANCIAL STATEMENTS (continued)

(These notes are an integral part of and should be read in conjunction with the accompanying Interim Financial Statements.)

6. Provision for bad debts

Unit: VND

| No. | Bad debts for which provisions are required | Amount | Opening balance (01/01/2023) | Provisions made | Amounts reversed | Closing balance (30/06/2023) |
|-----|---|-----------------------|---------------------------------|-----------------|------------------|---------------------------------|
| 1 | A/c 1352 | 62,710,405 | 62,710,405 | - | - | 62,710,405 |
| | Other receivables from investors | 62,710,405 | 62,710,405 | - | - | 62,710,405 |
| 2 | A/c 1314 | 66,532,700 | 66,532,700 | - | - | 66,532,700 |
| | Bao Binh Co., Ltd. | 16,311,700 | 16,311,700 | - | - | 16,311,700 |
| | Lac Hong Trading Company | 12,420,000 | 12,420,000 | - | - | 12,420,000 |
| | SIC., JSC | 2,970,000 | 2,970,000 | - | - | 2,970,000 |
| | Events and Architecture., JSC | 16,436,800 | 16,436,800 | - | - | 16,436,800 |
| | Thanh Phat Service and Trade | 18,394,200 | 18,394,200 | - | - | 18,394,200 |
| 3 | A/c 1311 | 729,676,000 | 729,676,000 | - | - | 729,676,000 |
| | Gold Worldwide JSC. | 167,676,000 | 167,676,000 | - | - | 167,676,000 |
| | Gold World Investment and Consultancy., JSC | 462,000,000 | 462,000,000 | - | - | 462,000,000 |
| | Phuong Bac Trading and Services | 100,000,000 | 100,000,000 | - | - | 100,000,000 |
| 4 | A/c 1388 (*) | 38,776,186,362 | 38,776,186,362 | - | - | 38,776,186,362 |
| | Total | 39,635,105,467 | 39,635,105,467 | - | - | 39,635,105,467 |

(*): The Company has made provisions for diminution in value of estimated interest receivable from Truong Thi Thanh Hoa JSC of VND 12,218,208,333 (This amount is recognized as financial income and was determined for operating results in the prior years based on the terms on fixed profits the Company would receive from Investment Cooperation Contract with Truong Thi Thanh Hoa, JSC) under Investment Evaluation Council Meeting Minutes of December 17, 2019 and Board of Management Resolution No. 25/2019/ NQ-HĐQT-IVS of December 31, 2019.

- The Company has re-classified the provision for impairment in the investment in Truong Thi Thanh Hoa JSC into provision for diminution in value of other receivables upon Judgment Execution Decision per Request No. 103/QĐ-CCTHADS of June 17, 2020 and Decision No. 63/QĐ-CCTHADS dated August 21st, 2020 of the Chief of Civil Judgment Execution Department of Thanh Hoa City due to inadequate conditions to execute judgments for Truong Thi Thanh Hoa JSC.

NOTES TO THE INTERIM FINANCIAL STATEMENTS (continued)*(These notes are an integral part of and should be read in conjunction with the accompanying Interim Financial Statements.)*

| 7. Prepaid expenses | 30/06/2023 | 01/01/2023 | | |
|--|-------------------------|-----------------------|-------------|----------------|
| | VND | VND | | |
| a) Short-term | 2,039,868,558 | 1,621,971,170 | | |
| Deferred tools and instruments in use | 25,060,085 | 70,527,724 | | |
| Securities trading software maintenance | 866,250,000 | 346,500,000 | | |
| Office rentals | 419,434,313 | 409,434,313 | | |
| Others | 729,124,160 | 795,509,133 | | |
| b) Long-term | 1,348,096,928 | 1,662,204,660 | | |
| Deferred tools and instruments in use | 375,482,089 | 475,594,965 | | |
| Payment for use of Internet and terminal equipment | 5,498,181 | 18,065,433 | | |
| Office refurbishment | 950,334,299 | 1,155,579,250 | | |
| Others | 16,782,359 | 12,965,011 | | |
| Total | 3,387,965,486 | 3,284,175,830 | | |
| | | | | |
| 8. Payment for Settlement Support Fund | 30/06/2023 | 01/01/2023 | | |
| | VND | VND | | |
| Initial payment | 120,000,000 | 120,000,000 | | |
| Additional payment | 7,982,064,210 | 6,365,717,692 | | |
| Annual interest earned | 3,630,788,772 | 3,630,788,772 | | |
| Total | 11,732,852,982 | 10,116,506,464 | | |
| | | | | |
| 9. Tangible fixed assets | | Unit: VND | | |
| Items | Machinery, equipment | Motor vehicles | Others | Total |
| Historical cost | | | | |
| Balance as at 01/01/2023 | 14,481,384,402 | 1,062,420,000 | 537,470,026 | 16,081,274,428 |
| Acquisitions | - | - | - | - |
| Balance as at 30/06/2023 | 14,481,384,402 | 1,062,420,000 | 537,470,026 | 16,081,274,428 |
| Accumulated depreciation | | | | |
| Balance as at 01/01/2023 | 10,016,157,133 | 1,062,420,000 | 111,685,876 | 11,190,263,009 |
| Charge in the year | 531,189,582 | - | 50,676,246 | 581,865,828 |
| Balance as at 30/06/2023 | 10,547,346,715 | 1,062,420,000 | 162,362,122 | 11,772,128,837 |
| Carrying amount | | | | |
| As at 01/01/2023 | 4,465,227,269 | - | 425,784,150 | 4,891,011,419 |
| As at 30/06/2023 | 3,934,037,687 | - | 375,107,904 | 4,309,145,591 |

Historical cost of fixed assets that have been fully depreciated but still in use: VND 8,600,653,252 (As at 01/01/2023: VND 8,600,653,252).

NOTES TO THE INTERIM FINANCIAL STATEMENTS (continued)*(These notes are an integral part of and should be read in conjunction with the accompanying Interim Financial Statements.)***10. Intangible fixed assets**

| Items | Unit: VND | |
|---------------------------------|-------------------|----------------|
| | Computer software | Total |
| Historical cost | | |
| Balance as at 01/01/2023 | 36,329,407,000 | 36,329,407,000 |
| Acquisitions | - | - |
| Balance as at 30/06/2023 | 36,329,407,000 | 36,329,407,000 |
| Accumulated amortisation | | |
| Balance as at 01/01/2023 | 30,874,695,348 | 30,874,695,348 |
| Charge in the year | 551,858,196 | 551,858,196 |
| Balance as at 30/06/2023 | 31,426,553,544 | 31,426,553,544 |
| Carrying amount | | |
| As at 01/01/2023 | 5,454,711,652 | 5,454,711,652 |
| As at 30/06/2023 | 4,902,853,456 | 4,902,853,456 |

*Historical cost of fixed assets which has been fully depreciated but still in use with the value of VND 28,437,300,000 (As at 01/01/2023: VND 28,437,300,000).***11. Assets held for mortgage, deposits**

| Assets | 30/06/2023 | 01/01/2023 |
|----------------------|--------------------|--------------------|
| | VND | VND |
| a) Short-term | 1,750,000 | 1,750,000 |
| Car-card deposit | 1,750,000 | 1,750,000 |
| b) Long-term | 807,466,100 | 807,466,100 |
| Office lease deposit | 750,666,100 | 750,666,100 |
| Other deposits | 56,800,000 | 56,800,000 |
| Total | 809,216,100 | 809,216,100 |

GUOTAI JUNAN SECURITIES (VIETNAM) CORP.

Address: P9-10, 1st Floor, Charmvit Tower, No. 117 Tran Duy Hung, Trung Hoa Ward, Cau Giay District, Hanoi

INTERIM FINANCIAL STATEMENTS

For the period from 01/01/2023
to 30/06/2023

Form B09a - CTCK

NOTES TO THE INTERIM FINANCIAL STATEMENTS (continued)

(These notes are an integral part of and should be read in conjunction with the accompanying Interim Financial Statements.)

12. Investments

| | 30/06/2023 | | 01/01/2023 | | Unit: VND |
|---|--|-----------------------|------------|------------|-----------|
| | Cost | Fair value | Cost | Fair value | |
| | a) Held-to-maturity (HTM) investments | | | | |
| Deposits with 13-month term at BIDV - Ha Thanh Branch | 30,000,000,000 | 30,000,000,000 | - | - | |
| Total | 30,000,000,000 | 30,000,000,000 | - | - | |

| | 30/06/2023 | | | 01/01/2023 | | | Unit: VND |
|--|---|-------------------------|------------|-----------------------|-------------------------|------------|-----------|
| | Cost | Provision | Fair value | Cost | Provision | Fair value | |
| | b) Investments in associates, joint ventures | | | | | | |
| (*) Northern Electric Trade and Building, Investment JSC | 17,000,000,000 | (17,000,000,000) | - | 17,000,000,000 | (17,000,000,000) | - | |
| Total | 17,000,000,000 | (17,000,000,000) | - | 17,000,000,000 | (17,000,000,000) | - | |

(*) For capital invested in Northern Electric Trade and Building, Investment JSC, provision for impairment in long-term financial assets has been made in the amount of VND 17 billion following Board of Management Meeting Minute No. 08/2020/BB-HDQT.IVS of 28/12/2020 and Decision No. 13/2020/QD-HDQT-IVS of 28/12/2020.

NOTES TO THE INTERIM FINANCIAL STATEMENTS (continued)*(These notes are an integral part of and should be read in conjunction with the accompanying Interim Financial Statements.)*

| 13. Securities company financial assets listed/registered for trading | | |
|--|--------------------------|--------------------------|
| Financial assets | 30/06/2023 | 01/01/2023 |
| | VND | VND |
| Freely traded financial assets | 2,290,000 | 3,660,000 |
| Total | 2,290,000 | 3,660,000 |
| 14. Securities company financial assets yet to be deposited at VSD | | |
| Financial assets | 30/06/2023 | 01/01/2023 |
| | VND | VND |
| Un-listed financial assets | 33,825,400,000 | 33,825,400,000 |
| Total | 33,825,400,000 | 33,825,400,000 |
| 15. Investors' financial assets listed/registered for trading | | |
| Financial assets | 30/06/2023 | 01/01/2023 |
| | VND | VND |
| Freely traded financial assets | 2,249,773,130,000 | 2,309,818,820,000 |
| Financial assets for limited trading | 200,000,000 | 200,000,000 |
| Financial assets for mortgaged trading | 30,278,880,000 | 28,036,000,000 |
| Blocked financial assets | 1,495,000,000 | 1,495,000,000 |
| Financial assets pending settlement | 16,261,250,000 | 16,101,810,000 |
| Total | 2,298,008,260,000 | 2,355,651,630,000 |
| 16. Investors' financial assets deposited at VSD and yet to be traded | | |
| Financial assets | 30/06/2023 | 01/01/2023 |
| | VND | VND |
| Financial assets deposited at VSD but yet to be traded and in blockage | 4,941,150,000 | 57,383,450,000 |
| Total | 4,941,150,000 | 57,383,450,000 |
| 17. Investors' deposits | | |
| | 30/06/2023 | 01/01/2023 |
| | VND | VND |
| 1. Investors' deposits for securities trading as managed by securities companies | 129,775,239,383 | 113,247,051,139 |
| 1.1 Domestic investors' deposits for securities trading as managed by securities companies | 126,375,990,377 | 108,804,199,102 |
| 1.2 Foreign investors' deposits for securities trading as managed by securities companies | 3,399,249,006 | 4,442,852,037 |
| Total | 129,775,239,383 | 113,247,051,139 |

GUOTAI JUNAN SECURITIES (VIETNAM) CORP.

Address: P9-10, 1st Floor, Charmvit Tower, No. 117 Tran Duy Hung, Trung Hoa Ward, Cau Giay District, Hanoi

INTERIM FINANCIAL STATEMENTSFor the period from 01/01/2023
to 30/06/2023

Form B09a - CTCK

NOTES TO THE INTERIM FINANCIAL STATEMENTS (continued)

(These notes are an integral part of and should be read in conjunction with the accompanying Interim Financial Statements.)

18. Borrowings

| | 30/06/2023 VND | | In the period VND | | 01/01/2023 VND | |
|---|-----------------------|-----------------------|------------------------|------------------------|-----------------------|-----------------------|
| | Amount | Amount repayable | Increase | Decrease | Amount | Amount repayable |
| <i>Short-term</i> | | | | | | |
| Bank for Investment and Development of Vietnam - Hai Ba Trung Branch (*) | 50,000,000,000 | 50,000,000,000 | 423,100,000,000 | 446,000,000,000 | 72,900,000,000 | 72,900,000,000 |
| Total | 50,000,000,000 | 50,000,000,000 | 423,100,000,000 | 446,000,000,000 | 72,900,000,000 | 72,900,000,000 |

(*) Short-term loan under Overdraft Contract No. 02/2023/1801158/HĐTC of 30/03/2023 with overdraft limit of VND 90 billion and Overdraft Contract No. 01/2023/1801158/HĐTC of 29/03/2023 with overdraft limit of VND 60 billion. Effective term for overdraft limit expires on 30/03/2024 and 29/03/2024. Overdraft is aimed to cover temporary shortage of fund for settlement for reasons of either un-balanced cashflow for payment or seasonal business requirements. Overdraft interest rate of 5,5% per annum and 8,2% per annum left floating over the effective term of borrowing limit. Security asset: Mortgage of term-deposits of total VND 150 billion.

NOTES TO THE INTERIM FINANCIAL STATEMENTS (continued)

(These notes are an integral part of and should be read in conjunction with the accompanying Interim Financial Statements.)

| | 30/06/2023 | 01/01/2023 |
|--|----------------------|----------------------|
| | VND | VND |
| 19. Trade payables | | |
| <i>Short-term</i> | | |
| Bank for Investment and Development of Vietnam (BIDV) - Hai Ba Trung Branch | 74,498,630 | 65,909,589 |
| TMF Vietnam Co., Ltd. | 65,350,501 | 63,930,525 |
| New Saigon Construction and Trading Co., Ltd. | 58,402,885 | 58,402,885 |
| Others | 405,210,035 | 381,464,313 |
| Total | 603,462,051 | 569,707,312 |
| 20. Advance from customers | | |
| <i>Short-term</i> | | |
| APEC Investment JSC | 50,000,000 | 50,000,000 |
| LICOGI 19. | 33,500,000 | 33,500,000 |
| Vina Electric JSC | - | 100,000,000 |
| Vietnam Import-Export Investment Group JSC | - | 66,000,000 |
| ET Solar Technology (Vietnam) Co., Ltd. | 100,000,000 | 100,000,000 |
| Song Hong Corporation | 45,000,000 | 45,000,000 |
| Total | 228,500,000 | 394,500,000 |
| 21. Taxes and amounts payable to State budget | | |
| Output value added tax | 11,663,036 | - |
| Corporate income tax | 2,100,327,189 | 343,817,427 |
| Personal income tax | 868,821,746 | 1,833,119,600 |
| Total | 2,980,811,971 | 2,176,937,027 |
| 22. Accrued expenses | | |
| <i>Short-term</i> | | |
| Re-current costs | 461,207,075 | 513,736,749 |
| Telecom bills | 35,119,735 | 60,397,019 |
| Total | 496,326,810 | 574,133,768 |
| 23. Other payables | | |
| <i>Short-term</i> | | |
| Dividend payable | 718,935,000 | 739,310,000 |
| Allowance for Supervisory and Management Boards members | 830,973,723 | 823,473,723 |
| Others | 80,650,346 | 80,666,346 |
| Total | 1,630,559,069 | 1,643,450,069 |

NOTES TO THE INTERIM FINANCIAL STATEMENTS (continued)

(These notes are an integral part of and should be read in conjunction with the accompanying Interim Financial Statements.)

24. Payables to investors

| | 30/06/2023 | 01/01/2023 |
|---|------------------------|------------------------|
| | VND | VND |
| 1. Investors deposits for securities trading as managed by securities companies | 129,775,239,383 | 113,247,051,139 |
| - Domestic investors | 126,375,990,377 | 108,804,199,102 |
| - Foreign investors | 3,399,249,006 | 4,442,852,037 |
| 2. Dividend, bond principal and interest | - | - |
| Total | 129,775,239,383 | 113,247,051,139 |

25. Retained earnings

| | 30/06/2023 | 01/01/2023 |
|-----------------------------|-----------------------|----------------------|
| | VND | VND |
| Realized earnings after tax | 20,995,643,136 | 4,531,436,897 |
| Unrealized earnings | (3,632,124) | (2,023,066) |
| Total | 20,992,011,012 | 4,529,413,831 |

26. Outstanding shares

| | 30/06/2023 | 01/01/2023 |
|---|-------------------|-------------------|
| | Cổ phiếu | Cổ phiếu |
| Ordinary shares | | |
| Outstanding ordinary shares under 01 year | 69,350,000 | 69,350,000 |
| Total | 69,350,000 | 69,350,000 |

GUOTAI JUNAN SECURITIES (VIETNAM) CORP.Address: P9-10, 1st Floor, Charmvit Tower, No. 117 Tran Duy Hung,
Trung Hoa Ward, Cau Giay District, Hanoi**INTERIM FINANCIAL STATEMENTS**For the period from 01/01/2023
to 30/06/2023**Form B09a - CTCK****NOTES TO THE INTERIM FINANCIAL STATEMENTS (continued)***(These notes are an integral part of and should be read in conjunction with the accompanying Interim Financial Statements.)***VII. Notes on the Statement of Income****1. Income****1.1. Financial assets re-valuation difference**

Unit: VND

| No. | Financial assets | Book value | Marker value or fair value | Current re-valuation difference | Prior year valuation difference | Current book adjustment difference |
|-----|--------------------------------|------------------|----------------------------|---------------------------------|---------------------------------|------------------------------------|
| A | B | C | D | E=D-C | F | G=E-F |
| I | FVTPL financial assets | 5,552,584 | 1,920,460 | (3,632,124) | (2,023,066) | (1,609,058) |
| 1 | <i>Listed financial assets</i> | <i>5,552,584</i> | <i>1,920,460</i> | <i>(3,632,124)</i> | <i>(2,023,066)</i> | <i>(1,609,058)</i> |
| | VSP | 2,209,747 | 77,000 | (2,132,747) | (2,132,747) | - |
| | LM3 | 475,200 | 128,700 | (346,500) | (353,100) | 6,600 |
| | TS4 | 276,651 | 11,700 | (264,951) | (263,151) | (1,800) |
| | Others | 2,590,986 | 1,703,060 | (887,926) | 725,932 | (1,613,858) |
| | Total | 5,552,584 | 1,920,460 | (3,632,124) | (2,023,066) | (1,609,058) |

NOTES TO THE INTERIM FINANCIAL STATEMENTS (continued)*(These notes are an integral part of and should be read in conjunction with the accompanying Interim Financial Statements.)***1.2. Dividend, profit from FVTPL financial assets, lending, HTM, AFS accounts**

| | From 01/01/2023 to 30/06/2023 | From 01/01/2022 to 30/06/2022 |
|--------------------------------------|----------------------------------|----------------------------------|
| | VND | VND |
| <i>Revenue from other activities</i> | | |
| FVTPL financial assets | 76,100 | 98,850 |
| Lending | 19,078,060,388 | 19,704,059,385 |
| Total | 19,078,136,488 | 19,704,158,235 |

2. Financial income

| | From 01/01/2023 to 30/06/2023 | From 01/01/2022 to 30/06/2022 |
|-----------------|----------------------------------|----------------------------------|
| | VND | VND |
| Interest income | 5,693,416 | 8,750,016 |
| Total | 5,693,416 | 8,750,016 |

3. Service rendering expenses

| | From 01/01/2023 to 30/06/2023 | From 01/01/2022 to 30/06/2022 |
|---|----------------------------------|----------------------------------|
| | VND | VND |
| Securities brokerage | 7,725,740,065 | 15,130,855,993 |
| Securities depository | 436,907,243 | 420,000,000 |
| Financial advisory | - | 1,275,723,077 |
| Reversal of provision for impairment of bad debts from securities service rendering | (2,877,122,940) | - |
| Total | 5,285,524,368 | 16,826,579,070 |

4. Financial expenses

| | From 01/01/2023 to 30/06/2023 | From 01/01/2022 to 30/06/2022 |
|-------------------|----------------------------------|----------------------------------|
| | VND | VND |
| Interest expenses | 1,026,230,136 | 472,734,076 |
| Total | 1,026,230,136 | 472,734,076 |

5. General and administrative expenses

| | From 01/01/2023 to 30/06/2023 | From 01/01/2022 to 30/06/2022 |
|--------------------|----------------------------------|----------------------------------|
| | VND | VND |
| Management staff | 5,940,754,676 | 5,754,513,254 |
| Materials | 28,097,850 | 18,876,900 |
| Tools, instruments | 234,930,515 | 167,319,573 |
| Depreciation | 1,111,369,326 | 1,053,822,960 |
| Tax, fees, charges | 49,062,731 | 96,519,610 |
| Outsource service | 4,597,741,533 | 5,050,428,871 |
| Others in cash | 837,509,134 | 600,952,060 |
| Total | 12,799,465,765 | 12,742,433,228 |

NOTES TO THE INTERIM FINANCIAL STATEMENTS (continued)

(These notes are an integral part of and should be read in conjunction with the accompanying Interim Financial Statements.)

6. Other income

| | From 01/01/2023 to 30/06/2023 | From 01/01/2022 to 30/06/2022 |
|---------------|----------------------------------|----------------------------------|
| | VND | VND |
| Other incomes | 2,661,664 | - |
| Total | 2,661,664 | - |

7. Corporate income tax expenses

| | From 01/01/2023 to 30/06/2023 | From 01/01/2022 to 30/06/2022 |
|---|----------------------------------|----------------------------------|
| | VND | VND |
| Current corporate income tax expenses | | |
| Total profit before corporate income tax | 19,916,692,784 | 19,393,865,411 |
| Corporate income tax exempt income | 76,100 | 1,060,200 |
| <i>Dividend</i> | 76,100 | 98,850 |
| <i>Increase difference for re-valuation of FVTPL financial assets</i> | - | 961,350 |
| Non-deductible expense for tax purpose | 230,984,273 | 219,582,259 |
| <i>Allowances for supervisory and Management Boards members</i> | 220,000,002 | 219,582,259 |
| <i>Eliminated expenses</i> | 9,301,464 | - |
| <i>Decrease difference for re-valuation of FVTPL financial assets</i> | 1,682,807 | - |
| Reversal of provisions | (2,877,122,940) | - |
| Loss carried forward | - | - |
| Corporate income tax assessable income | 17,270,478,017 | 19,612,387,470 |
| Current corporate income tax rate | 20% | 20% |
| Current taxable income assessable corporate income tax expenses | 3,454,095,603 | 3,922,477,494 |
| Adjustment of prior years' corporate income tax expenses to current corporate income tax expenses | - | 3,879,461 |
| Total current corporate income tax expenses | 3,454,095,603 | 3,926,356,955 |

8. Accumulated operating profit

| Items | 01/01/2023 | Amount | Equity changed and recognized into operating profit | 30/06/2023 |
|-------------------|----------------------|-----------------------|---|-----------------------|
| Retained earnings | 4,529,413,831 | 16,462,597,181 | - | 20,992,011,012 |
| Total | 4,529,413,831 | 16,462,597,181 | - | 20,992,011,012 |

NOTES TO THE INTERIM FINANCIAL STATEMENTS (continued)

(These notes are an integral part of and should be read in conjunction with the accompanying Interim Financial Statements.)

VIII. Other information

1. Subsequent events after balance sheet date

The Board of General Directors confirm that, according to the Board in all material respects, there have been no significant events occurring after the balance sheet date which would require adjustments to or disclosures to be made in the Interim Financial Statements for the period from 01/01/2023 to 30/06/2023.

2. Related-party information

Income of key management members

| | From 01/01/2023 to 30/06/2023 | From 01/01/2022 to 30/06/2022 |
|---|----------------------------------|----------------------------------|
| | VND | VND |
| Income of Board of General Directors | 1,436,341,454 | 1,583,400,863 |
| Mr. Hoang Anh | 712,840,000 | 903,400,000 |
| Mr. Bui Quang Ky | 369,390,000 | 363,900,000 |
| Ms. Le Thi Lan Huong | 354,111,454 | 316,100,863 |
| Remunerations of Supervisors and Management Boards members | 240,000,000 | 217,226,702 |
| Wei Xi | 112,500,000 | 100,443,548 |
| Nguyen Thanh Tu | - | 1,648,745 |
| Vo The Vinh | 13,259,258 | 13,333,332 |
| Shen Jing | 7,500,000 | 7,500,000 |
| Dao Thi Tuong Vi | - | 6,555,555 |
| Le Tat Thanh | 74,074 | - |
| Hoang Thi Thanh Hoa | 6,666,666 | 111,111 |
| Nguyen Thanh Ky | 100,000,002 | 87,634,411 |
| Total | 1,676,341,454 | 1,800,627,565 |

3. Comparative figures

Representing data are taken from Interim Financial Statements for the period from 01/01/2022 to 30/6/2022 of Guotai Junan Securities (Vietnam) Corp., which were reviewed by Viet Nam Auditing and Valuation Co., Ltd. (AVA) and Financial Statements for the fiscal year ended 31/12/2022 which were audited by Vietnam Auditing and Evaluation Co., Ltd. (VAE).

Hanoi, August 04, 2023

GUOTAI JUNAN SECURITIES (VIETNAM) CORP.

Prepared by

Chief Accountant

General Director


Nguyen Thi Lan


Nguyen Thi Hong


Hoang Anh