

**VIETNAM INVESTMENT SECURITIES., JSC**  
**(now is GUOTAI JUNAN SECURITIES (VIETNAM) CORP.)**

**REVIEWED INTERIM FINANCIAL SAFETY  
RATIO REPORT**

**As at 30/06/2021**









## BOARD OF GENERAL DIRECTORS' REPORT

We, members of Board of General Directors of Vietnam Investment Securities., JSC, now is Guotai Junan Securities (Vietnam) Corp. (hereinafter referred to as "Company") presents this Report together with the reviewed Interim Financial Safety Ratio Report as at 30/06/2021.

### Overview of the Company

Vietnam Investment Securities., JSC (hereinafter referred to as "the Company"), formerly VNS Securities., JSC which was established and operated under the Certificate of Securities Business Registration No.69/UBCK-GPHDKD dated 28/08/2007. The Company has been renamed into Vietnam Investment Securities., JSC under the amended License for Establishment and Operation for Securities company No. 54/GPDC-UBCK dated 27/09/2011 issued by Chairman of State Securities Commission. Currently, The Company operates under the amendment of the License for Establishment and Operation for Securities Company No. 45/GPDC-UBCK dated 20/12/2016, No. 06/GPDC-UBCK dated 17/01/2018, No.30/GPDC-UBCK dated 17/05/2019, No.64/GPDC-UBCK dated 22/10/2019 and No. 55/GPDC-UBCK dated 16/07/2021 issued by the Chairman of the State Securities Commission.

Under the amendment of the License for Establishment and Operation for Securities Company No.64/GPDC-UBCK dated 22/10/2019 issued by the Chairman of the State Securities Commission, the Company's charter capital is **VND 693,500,000,000** (Six hundred and ninety-three billion, five hundred million Vietnamese dong).

According to the amendment of the License for Establishment and Operation for Securities Company No. 55/GPDC-UBCK issued by the Chairman of the State Securities Commission on 16/07/2021, the Company was renamed as Guotai Junan Securities (Vietnam) Corp. and the short-name is GTJA (Vietnam).

### Board of Management, Board of General Directors and Board of Supervisors

Members of Board of Management and Board of General Directors and Board of Supervisors who held the Company during the operating period from 01/01/2021 to 30/06/2021 and to the Reporting date, include:

<i>Board of Management</i>	<i>Position</i>
Mr. Li Guang Jie	Chairman
Mr. Lee Ming Chuan Eric	Member (Dismissed on 28/06/2021)
Mr. Yim Fung	Member
Ms. Nguyen Thanh Tu	Member
Ms. Yang Yan Hua	Member (Dismissed on 28/06/2021)
Mr. Huang Bo	Member (Appointed on 28/06/2021)
Mr. Wei Xi	Member (Appointed on 28/06/2021)
<i>Board of General Directors</i>	
Mr. Hoang Anh	General Director
Mr. Bui Quang Ky	Deputy General Director
Ms. Le Thi Lan Huong	Financial Director



**BOARD OF GENERAL DIRECTORS' REPORT**  
(cont.,)

***Board of Supervisors***

Mr. Vo The Vinh	Head of the Board of Supervisors
Ms. Dao Thi Tuong Vi	Member
Ms. Shen Jing	Member

***The Company's Head Office***

Add.: Room 9-10, Floor 1, Charmvit Tower building, No. 117 Tran Duy Hung street, Trung Hoa ward, Cau Giay District, Hanoi.

**Proclaiming on the responsibilities of Board of General Directors for the Interim Financial Safety Ratio Report**

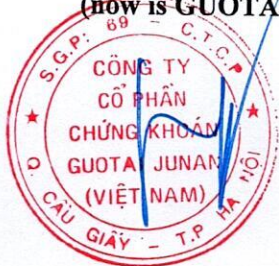
The Company's Board of General Directors is responsible for the preparation and presentation of the Interim Financial Safety Ratio Report as at 30/06/2021 which have given a true and fair view of financial safety ratio situation as at 30/06/2021 and notices that there is no any unusual matter arising that could affect the ability of the Company's going concern.

During the process of preparing the Interim Financial Safety Ratio Report, the Company's Board of General Directors commits to comply with Circular No. 91/2020/TT-BTC dated 13 /11/2020 issued by the Ministry of Fiance on the regulation of financial safety criteria and handling measures for securities trading organizations that do not meet the financial safety criteria.

The Company's Board of General Directors confirms that Interim Financial Safety Ratio Report have given true and fair view of financial safety ratio situation of the Company as at 30/06/2021.

According to the Resolution of the 2021 Annual General Meeting of Shareholders No.01/2021/NQ-DHDCD.IVS dated 28/06/2021, the General Meeting approved the content of changing the Company's name to Guotai Junan Securities (Vietnam) Corp.. By the time of issuing this Report, the Company has completed the administrative procedures related to the change and was granted the Adjustment License No. 55/GPDC-UBCK by the Securities Commission on 16/07/2021. Therefore, this Report will be stamped under the new stamp of the Company's new name.

*For and on behalf of Board of General Directors,*  
**VIETNAM INVESTMENT SECURITIES., JSC**  
**(now is GUOTAI JUNAN SECURITIES (VIETNAM) CORP.)**



**Hoang Anh**  
**General Director**  
*Hanoi, July 30<sup>th</sup>, 2021*



Ref.: 570 BCTC/TC/NV8

Ha Noi, August...04, 2021

**REPORT ON REVIEW OF  
Interim Financial Safety Ratio Report as at June 30<sup>th</sup>, 2021****To: Board of Management and Board of General Directors  
Vietnam Investment Securities., JSC  
(now is Guotai Junan Securities (Vietnam) Corp.)**

We, Vietnam Auditing and Valuation Co., Ltd have reviewed the accompanying Interim Financial Safety Ratio Report as at June 30<sup>th</sup>, 2020 of Vietnam Investment Securities., JSC (now is Guotai Junan Securities (Vietnam) Corp.) (hereinafter referred to as "the Company") prepared on July 30<sup>th</sup>, 2021, from page 06 to page 15 attached.

**Board of General Directors' responsibilities**

Board of General Directors of the Company is responsible for the preparation, true and fair presentation of the Interim Financial Safety Ratio Report as at June 30<sup>th</sup>, 2021 in accordance with the Circular No. 91/2020/TT-BTC dated 13/11/2020 issued by the Ministry of Fiance on the regulation of financial safety criteria and handling measures for securities trading organizations that do not meet the financial safety criteria and for such internal control as Board of General Directors determines is necessary to enable the preparation and presentation of the Interim Financial Safety Ratio report as at 30/06/2021 that are free from material misstatements, whether due to fraud or error.

**Auditors' responsibility**

Our responsibility is to express a conclusion on the Interim Financial Safety Ratio report as at June 30<sup>th</sup>, 2020 based on our review results. We conducted our review in accordance with Vietnamese Standard on Review Engagements 2410 - Review of Interim Financial Information Performed by the Independent Auditor of the Entity, within these principles may be applied to a review of historical financial information by the independent auditor.

A review of interim financial information consists of making inquiries, primarily of persons responsible for financial and accounting matters, and applying analytical and other review procedures. A review is substantially less in scope than an audit conducted in accordance with Vietnamese Standards on Auditing and consequently does not enable us to obtain assurance that we would become aware of all significant matters that might be identified in an audit. Accordingly, we do not express an audit opinion.

**Auditor's conclusion**

Based on our review, nothing has come to our attention that causes us to believe that the accompanying Interim Financial Safety Ratio report, in all material respects, is not prepared and presented in accordance with the Circular No. 91/2020/TT-BTC dated 13/11/2020 issued by the Ministry of Fiance on the regulation of financial safety criteria and handling measures for securities trading organizations that do not meet the financial safety criteria.

**Nguyen Bao Trung**

Deputy General Director

Certificate of audit practice registration No.: 0373-2018-126-1

For and on behalf of

**VIETNAM AUDITING AND VALUATION CO., LTD**



VIETNAM INVESTMENT  
SECURITIES., JSC  
(now is GUOTAI JUNAN SECURITIES  
(VIETNAM) CORP.)

Ref.: On Interim Financial safety Ratio Report

141 / CV. GTJA

SOCIALIST REPUBLIC OF VIETNAM  
Independence - Freedom - Happiness

Ha Noi, July 30<sup>th</sup>, 2021


To: State Securities Committee  
**INTERIM FINANCIAL SAFETY RATIO REPORT**

As at: June 30<sup>th</sup>, 2021

We hereby confirm that:

- (1) The Interim Financial safety ratio report is prepared on the basis of updated data at the reporting date in accordance with the Circular No. 91/2020/TT-BTC dated 13/11/2020 issued by the Ministry of Fiance on the regulation of financial safety criteria and handling measures for securities trading organizations that do not meet the financial safety criteria;
- (2) Subsequent events after the date of this report that can have effects on the financial positon of the Company will be updated in the next reporting period;
- (3) We bear fully legal responsibility for the accuracy and truthfulness of the content of our report.

Chief Accountant



Nguyen Thi Hong

Head of Internal  
Control Department



Duong Thu Ha

General Director



Hoang Anh



Address: Room 9-10, first floor, Charmvit Tower, No. 117 Tran Duy Hung,  
Trung Hoa ward, Cau Giay District, Hanoi

**INTERIM FINANCIAL SAFETY RATIO REPORT**

As at 30/06/2021

Unit: VND

**I. CALCULATION SHEET ON LIQUID CAPITAL**

No.	CONTENTS	Liquid capital		
		Liquid capital	Deductions	Additions
		(1)	(2)	(3)
<b>A</b>	<b>Equity</b>			
1	Owners' equity, excluded redeemable preferred shares (if any)	693,500,000,000	-	-
2	Share premium excluded redeemable preferred shares (if any)	28,280,000,000	-	-
3	Treasury shares	-	-	-
4	The convertible bonds option - Capital	-	-	-
5	Other owners' equity	-	-	-
6	Differences in valuation of assets at fair value	-	-	-
7	Charter capital supplementary reserve	1,169,366,013	-	-
8	Operational risks and financial reserve	648,823,913	-	-
9	Other fund belong to the owners' equity	-	-	-
10	Retained earnings	(27,849,027,779)	-	-
11	Balance to provision for impairment of assets	71,379,206,829	-	-
12	Difference from revaluation of fixed assets	-	-	-
13	Foreign exchange rate differences	-	-	-
14	Convertible debts	-	-	-
15	Total increase or decrease in securities of financial investment value	-	3,785,867	2,315,801
16	Other capital (if any)	-	-	-
<b>1A</b>	<b>Total</b>			<b>767,126,898,910</b>
<b>B</b>	<b>Current assets</b>			
<b>I</b>	<b>Financial assets</b>	-	-	-
1	Cash and cash equivalents	-	-	-
2	Financial assets at fair value through profit or loss (FVTPL)	-	-	-
	- Securities exposed to market risk	-	-	-
	- Securities are deducted from liquid capital	-	-	-
3	Held-to-maturity (HTM) investments	-	-	-
	- Securities exposed to market risk	-	-	-
	- Securities are deducted from liquid capital	-	-	-
4	Loans	-	-	-



Address: Room 9-10, first floor, Charmvit Tower, No. 117 Tran Duy Hung,  
Trung Hoa ward, Cau Giay District, Hanoi

**INTERIM FINANCIAL SAFETY RATIO REPORT**

As at 30/06/2021

(continued)

Unit: VND

**I. CALCULATION SHEET ON LIQUID CAPITAL (continued)**

No.	CONTENTS	Liquid capital		
		Liquid capital	Deductions	Additions
		(1)	(2)	(3)
5	Available for sales (AFS) financial assets	-	-	-
	- Securities exposed to market risk	-	-	-
	- Securities are deducted from liquid capital	-	-	-
6	Provision for impairment of financial assets and mortgage assets	-	-	-
7	Receivables (Receivables from sales of financial assets; Receivables and estimated dividend receivables, interest from financial assets)	-	-	-
	Receivables with remaining maturity of 90 days or less	-	-	-
	Receivables with remaining maturity of more than 90 days	-	-	-
8	Covered warrants which have not fully issued	-	-	-
9	Underlying securities for risk hedging upon issuing covered warrants	-	-	-
10	Receivables from services rendered by securities company	-	-	-
	Receivables with remaining maturity of 90 days or less	-	-	-
	Receivables with remaining maturity of more than 90 days	-	93,095,965	-
11	Internal receivables	-	-	-
	- Internal receivables with remaining maturity of 90 days or less	-	-	-
	- Internal receivables with remaining maturity of more than 90 days	-	-	-
12	Receivables from securities transaction errors	-	-	-
	Receivables with remaining maturity of 90 days or less	-	-	-
	Receivables with remaining maturity of more than 90 days	-	-	-
13	Other receivables	-	-	-
	Receivables with remaining maturity of 90 days or less	-	-	-
	Receivables with remaining maturity of more than 90 days	-	38,785,072,399	-
14	Provision for impairment of receivables	-	-	-



Address: Room 9-10, first floor, Charmvit Tower, No. 117 Tran Duy Hung,  
Trung Hoa ward, Cau Giay District, Hanoi

**INTERIM FINANCIAL SAFETY RATIO REPORT**

As at 30/06/2021

(continued)

Unit: VND

**I. CALCULATION SHEET ON LIQUID CAPITAL (continued)**

No.	CONTENTS	Liquid capital		
		Liquid capital	Deductions	Additions
		(1)	(2)	(3)
<b>II</b>	<b>Other current assets</b>	-	-	-
1	Advance	-	-	-
	- Advances with remaining repayment term of 90 days or less	-	-	-
	Advances with remaining repayment term of more than 90 days	-	-	-
2	Office supplies, tools and materials	-	-	-
3	Short-term prepaid expenses	-	2,024,260,086	-
4	Short-term deposits, collaterals and pledges	-	1,800,000	-
5	Deductible value added tax (VAT)	-	-	-
6	Taxes and other receivables from the State	-	182,864,747	-
7	Other current assets	-	730,047,360	-
8	Provision for impairment of other current assets	-	-	-
<b>1B</b>	<b>Tota</b>			<b>41,817,140,557</b>
<b>C</b>	<b>Non-current assets</b>			
<b>I</b>	<b>Long-term financial assets</b>	-	-	-
1	Long-term receivables	-	-	-
2	Investments	-	-	-
2.1	Held-to-maturity investments	-	-	-
	- Securities exposed to market risk	-	-	-
	- Securities are deducted from liquid capital	-	-	-
2.2	Investment in subsidiaries	-	-	-
2.3	Other long-term investments	-	17,000,000,000	-
<b>II</b>	<b>Fixed assets</b>	-	<b>12,103,085,326</b>	-
<b>III</b>	<b>Real-estate investment</b>	-	-	-
<b>IV</b>	<b>Construction in progress</b>	-	-	-
<b>V</b>	<b>Other long-term assets</b>	-	<b>8,190,863,738</b>	-
1	Long-term deposits, collaterals and pledges	-	750,406,100	-
2	Long-term prepaid expenses	-	234,702,952	-
3	Deferred income tax assets	-	-	-
4	Payment for Settlement Assistance Fund	-	7,205,754,686	-
5	Other long-term assets	-	-	-



Address: Room 9-10, first floor, Charmvit Tower, No. 117 Tran Duy Hung,  
Trung Hoa ward, Cau Giay District, Hanoi

**INTERIM FINANCIAL SAFETY RATIO REPORT**

As at 30/06/2021

(continued)

Unit: VND

**I. CALCULATION SHEET ON LIQUID CAPITAL (continued)**

No.	CONTENTS	Liquid capital		
		Liquid capital	Deductions	Additions
		(1)	(2)	(3)
VI	<i>Provision for impairment of non-current assets</i>	-	-	-
	<i>Asset items</i> are considered as exceptions, have opposing opinions or refuse to give an opinion in the audited, reviewed financial statements without being deducted according to Article 5.	-	-	-
1C	<b>Total</b>			<b>37,293,949,064</b>
D	<b>Margin, collateral items</b>			
1	The value of margin	-		-
1.1	The value of contribution to Settlement Assistance Fund of Vietnam Securities Depository	-	-	-
1.2	The value of contribution to the clearing fund of the central settlement counterparty for the open position of the clearing member	-	-	-
1.3	The value of cash escrow and banks' guarantee for issuing covered warrants	-	-	-
2	The value of collaterals for obligations due in more than ninety (90) days	-	-	-
1D	<b>Total</b>			
<b>LIQUID CAPITAL = 1A - 1B - 1C - 1D</b>				<b>688,015,809,289</b>



**INTERIM FINANCIAL SAFETY RATIO REPORT**

As at 30/06/2021

(continued)

Unit: VND

**II. CALCULATION SHEET ON EXPOSURES TO RISK**

**A. EXPOSURES TO MARKET RISK**

Investment items		Risk coefficient (%)	Scale of risk	Exposures to risk
		(1)	(2)	(3) = (1) x (2)
<b>I. Cash and cash equivalents, monetary market instruments</b>				-
1	Cash on hand (VND)	0	-	-
2	Cash equivalents	0	-	-
3	Valuable papers, negotiable instruments in the money market, Certificate of deposit	0	-	-
<b>II. Government bonds</b>				-
4	Zero-coupon Government bonds	0	-	-
5	Coupon Government bonds		-	-
5.1	Government bonds (include treasury bond and construction bond issued), Government bonds of OECD countries or guranteed by the Government or the Central bank of the OECD countries, Bonds issued by international instutions such as IBRD, ADB, IADB, AFDB, EIB and EBRD, Local government bonds.	3	-	-
<b>III. Credit institution bonds</b>				-
6	Credit institution bonds having remaining maturity of less than 1 year, including convertible bonds	3	-	-
	Credit institution bonds having remaining maturity of 1 year to under 3 years, including convertible bonds	8	-	-
	Credit institution bonds having remaining maturity of 3 years to under 5 years, including convertible bonds	10	-	-
	Credit institution bonds having remaining maturity of more than 5 years, including convertible bonds	15	-	-
<b>IV. Corporate bonds</b>				-
7	<b>Listed corporate bonds</b>		-	-
	Listed bonds having remaining maturity of less than 1 year, including convertible bonds	8	-	-
	Listed bonds having remaining maturity of 1 year to under 3 years, including convertible bonds	10	-	-
	Listed bonds having remaining maturity of 3 years to under 5 years, including convertible bonds	15	-	-
	Listed bonds having remaining maturity of more than 5 years, including convertible bonds	20	-	-



**INTERIM FINANCIAL SAFETY RATIO REPORT**

As at 30/06/2021

(continued)

Unit: VND

**II. CALCULATION SHEET ON EXPOSURES TO RISK (continued)**

**A. EXPOSURES TO MARKET RISK**

Investment items		Risk coefficient (%)	Scale of risk	Exposures to risk
		(1)	(2)	(3) = (1) x (2)
8	<b>Unlisted corporate bonds</b>		-	-
	Unlisted bonds issued by listed enterprises having remaining maturity of less than 1 year, including convertible bonds	15	-	-
	Unlisted bonds issued by listed enterprises having remaining maturity of 1 year to under 3 years, including convertible bonds	20	-	-
	Unlisted bonds issued by listed enterprises having remaining maturity of 3 years to under 5 years, including convertible bonds	25	-	-
	Unlisted bonds issued by listed enterprises having remaining maturity of more than 5 years, including convertible bonds	30	-	-
	Unlisted bonds issued by other enterprises having remaining maturity of less than 1 year, including convertible bonds	25	-	-
	Unlisted bonds issued by other enterprises having remaining maturity of 1 year to under 3 years, including convertible bonds	30	-	-
	Unlisted bonds issued by other enterprises having remaining maturity of 3 years to under 5 years, including convertible bonds	35	-	-
	Unlisted bonds issued by other enterprises having remaining maturity of more than 5 years, including convertible bonds	40	-	-
<b>IV. Shares</b>				<b>667,874</b>
9	Ordinary shares, preferred shares of entities listed in Ho Chi Minh Stock Exchange; Open-end fund certificates	10	6,383,940	638,394
10	Ordinary shares, preferred shares of entities listed in Hanoi Stock Exchange	15	-	-
11	Ordinary shares, preferred share of unlisted public entities registered for trading through UpCom system	20	147,400	29,480
12	Ordinary shares, preferred shares of public entities registered for depository, but not yet listed for registered for trading; shares under IPO	30	-	-



**INTERIM FINANCIAL SAFETY RATIO REPORT**

As at 30/06/2021

(continued)

Unit: VND

**II. CALCULATION SHEET ON EXPOSURES TO RISK (continued)**

**A. EXPOSURES TO MARKET RISK**

Investment items		Risk coefficient (%)	Scale of risk	Exposures to risk
		(1)	(2)	(3) = (1) x (2)
13	Shares of other public company	50	-	-
<b>V. Certificates of investment securities fund</b>				-
14	Public funds, including public securities investment companies	10	-	-
15	Private funds, private securities investment companies	30	-	-
<b>VI. Restricted securities trading</b>				<b>40,500</b>
16	Securities of unlisted public companies are warned due to the delay in disclosing information on audited/reviewed financial statements according to regulations	30	-	-
17	Listed securities are warned	20	-	-
18	Listed securities are controlled	25	-	-
19	Securities suspended and restricted from trading	40	-	-
20	Securities delisted, canceled transactions	80	81,000	40,500
<b>VII. Derivative securities</b>				-
21	Shares index futures contracts	8	-	-
22	Government bonds futures contracts	3	-	-
<b>VIII. Other securities</b>				<b>17,060,320,000</b>
23	Shares listed in foreign markets included in the benchmark	25	-	-
24	Shares listed in foreign markets not included in the benchmark	100	-	-
25	Covered warrants listed on Ho Chi Minh Stock Exchange	8	-	-
26	Covered warrants listed on Hanoi Stock Exchange	10	-	-
27	Shares and bonds of non-public companies issued without the most recent audited financial statements up to the reporting date or having audited financial statements but with an audit opinion is Adverse opinion, Disclaimer of Opinion or Modified Opinion.	100	-	-
28	Shares, contributed capital and other securities	80	21,325,400,000	17,060,320,000
29	Covered warrants issued by a securities company		-	-



Address: Room 9-10, first floor, Charmvit Tower, No. 117 Tran Duy Hung,  
Trung Hoa ward, Cau Giay District, Hanoi

**INTERIM FINANCIAL SAFETY RATIO REPORT**

As at 30/06/2021

(continued)

Unit: VND

**II. CALCULATION SHEET ON EXPOSURES TO RISK (continued)**

**A. EXPOSURES TO MARKET RISK**

Investment items		Risk coefficient (%)	Scale of risk	Exposures to risk
		(1)	(2)	(3) = (1) x (2)
30	Securities formed from hedging activities for the issued covered warrants (in case of covered warrants without gain)		-	-
31	The difference between the value of the underlying securities used by the Company to hedge against the risks of covered warrants and the value of the underlying securities necessary to hedge for covered warranties.		-	-
<b>IX. Increases risk (if any)</b>				-
	<b>Stock code</b>	<b>Increase</b>	<b>Risk scale</b>	<b>Risk Value</b>
<b>A. TOTAL EXPOSURES TO MARKET RISK (A= I+II+III+IV+V+VI+VII+VIII+IX)</b>				<b>17,061,028,374</b>



INTERIM FINANCIAL SAFETY RATIO REPORT

As at 30/06/2021

(continued)

Unit: VND

II. CALCULATION SHEET ON EXPOSURES TO RISK (continued)

B. SETTLEMENT RISK

	Exposures to settlement risk
Risks of undue items (Note 1)	9,600,000,000
Risks of overdue items (Note 2)	91,200,177
Additional risks (Note 3)	960,000,000
<b>Total settlement risk value</b>	<b>10,651,200,177</b>

1. Risks of undue items

Risk coefficient (%)	Type of transactions	Risk Value (VND)						Total risk value
		0%	0.8%	3.2%	4.8%	6%	8%	
		(1)	(2)	(3)	(4)	(5)	(6)	
	1 Term deposits, loans without collaterals and receivables from transaction activities and securities trading operations and other items exposed to settlement risk	-	-	-	-	9,600,000,000	-	9,600,000,000
<b>TOTAL RISKS OF UNDUE ITEMS</b>								<b>9,600,000,000</b>

2. Risks of overdue items

	Overdue period	Risk coefficient (%)	Scale of risk	Risk Value
1	From 0 to 15 days after payment due date or date of transferring securities	16	-	-
2	From 16 to 30 days after payment due date or date of transferring securities	32	-	-
3	From 31 to 60 days after payment due date or date of transferring securities	48	-	-
4	From 60 days and above after payment due date or date of transferring securities	100	91,200,177	91,200,177
<b>TOTAL RISKS OF OVERDUE ITEMS</b>				<b>91,200,177</b>

3. Additional risks

No.	Detail of each loan, each counterpart	Settlement risk coefficient	Scale of risk	Risk Value
1	Term bank deposits	10%	9,600,000,000	960,000,000
<b>TOTAL ADDITIONAL RISK</b>				<b>960,000,000</b>

C. OPERATIONAL RISK (WITHIN 12 MONTHS)

	Items	Amount
I	Total operating expenses incurring within 12 months	55,206,897,550
II	Deductions from total expenses (Note 1)	16,198,231,490
III	Total expenses after deductions (III=I-II)	39,008,666,060
IV	25% of total expenses after deductions (IV=25%III)	9,752,166,515
V	20% of legal capital of the Company	17,000,000,000
<b>TOTAL OPERATIONAL RISK (Max{IV,V})</b>		<b>17,000,000,000</b>



INTERIM FINANCIAL SAFETY RATIO REPORT

As at 30/06/2021

(continued)

Unit: VND

II. CALCULATION SHEET ON EXPOSURES TO RISK (continued)

1. Deductions from total expenses

Unit: VND

	<u>Amount</u>
Depreciation expenses	1,986,978,879
Provision/Reversal of provision for the impairment of financial assets and mortgage assets	-
Provision/Reversal of provision for the impairment of long-term financial assets	13,896,116,130
Provision/Reverse of provision for impairment of receivables	-
Provision/Reversal of provision for the impairment of other short-term financial assets	-
Reduced differential expense on revaluation of financial assets recognized through profit/loss	(223,880)
Interest expense	315,360,361
	<u><u>16,198,231,490</u></u>

III. SYNTHESIZING TABLE ON EXPOSURES TO RISKS AND AVAILABLE CAPITAL

No.	Items	Exposures to risk/ available capital	Remark (if any)
1	Total exposures to market risk	17,061,028,374	
2	Total exposures to settlement risk	10,651,200,177	
3	Total exposures to operational risk	17,000,000,000	
4	Total exposures to risks (4=1+2+3)	44,712,228,551	
5	Available capital	688,015,809,289	
6	Available capital ratio (6=5/4)	1539%	

Ha Noi, July 30th, 2021


VIETNAM INVESTMENT SECURITIES., JSC  
 (now is GUOTAI JUNAN SECURITIES (VIETNAM) CORP.)

Chief Accountant

Head of Internal  
Control Department

General Director

  
 Nguyen Thi Hong

  
 Duong Thu Ha



  
 Hoang Anh